

HAWKSMOOR

FUND MANAGERS

THE HAWKSMOOR FUNDS

*An innovative and differentiated
approach to multi asset investing
for Financial Advisers*



“ For all long-term investors there is only one objective:
maximum total real return after taxes ”

Sir John Templeton

CONTENTS

- 04 Meeting Your Clients' Needs
- 05 The Hawksmoor Approach
- 06 Fishing in the Smaller Pools
- 07 A Solution for Every Client
- 08 The Vanbrugh Fund
- 09 The Distribution Fund
- 10 The Global Opportunities Fund
- 11 Building Client Portfolios
- 12 Contact Us



MEETING YOUR CLIENTS' NEEDS

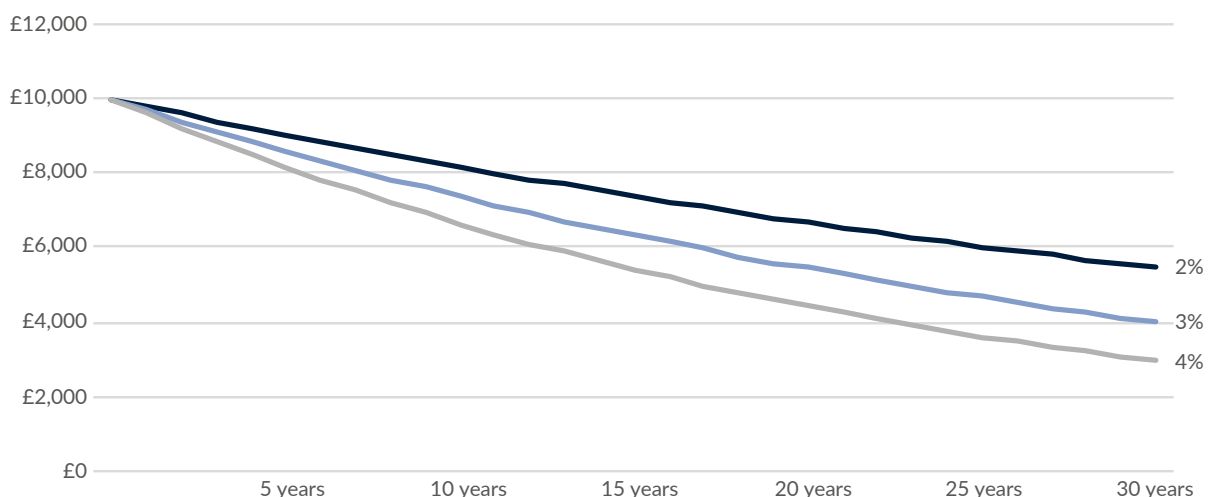
For many Financial Advisers, the minimum objective for most of their clients is to increase their wealth in real terms over time. This means achieving a positive return after the impact of inflation, costs and charges.

At Hawksmoor, we put this minimum objective at the heart of everything we do. We take the responsibility of managing the wealth entrusted to our care extremely seriously and take great pride in looking after individuals hard earned savings.

We have a highly experienced, award-winning team of four fund managers spending every day scouring the vast investment universe for great ideas to populate the funds. All the fund managers are personally invested in the funds, alongside their families, friends, colleagues, and of course our clients.

We understand the detrimental impact that inflation has on purchasing power over the long term, evidenced in the below chart.

FIGURE 1: HOW DIFFERENT RATES OF INFLATION ERODE PURCHASING POWER



Source: Internal.

That is why the focus on growing wealth in real terms has informed every decision we have made since day one in 2009.

It is the cornerstone of the long-term, consistently successful outcomes we have delivered for all our investors and underpins The Hawksmoor Approach.

THE HAWKSMOOR APPROACH

Hawksmoor's multi asset Funds – Vanbrugh, Distribution and Global Opportunities – all share the same award-winning investment process, founded on the following principles:



Investing with reference to a benchmark does not enhance the potential of generating positive *absolute* real returns. The Hawksmoor Funds adopt an **unconstrained** approach as a result.



The risk-return characteristics of asset classes and individual investments are not static calling for a **dynamic** approach to portfolio construction where asset allocation evolves over time



Forecasting the future is difficult. The team avoid macro predictions, seek to own assets in possession of a **margin of safety** and construct highly **diversified** portfolios.



The broader the investment universe the greater the probability of finding investments capable of delivering positive real returns. The Hawksmoor Funds invest in equities and bonds, but also a range of **alternative** asset classes, many of which exhibit **low correlation** with mainstream markets



Idiosyncratic returns are valuable. The team's expertise in investment trusts provides a source of **differentiated** performance

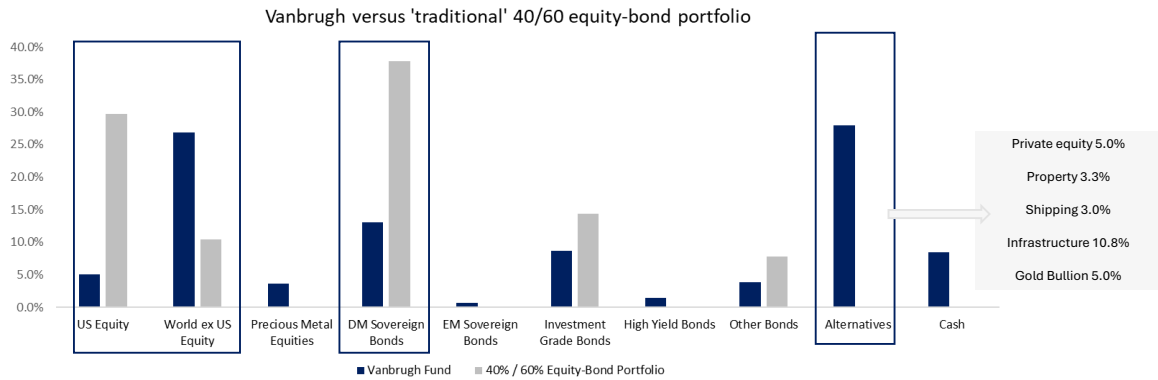


Skilful active managers do exist and can outperform. 400+ research meetings conducted each year to identify the best funds with the most talented fund managers

Actively managed multi asset funds tend to have higher costs compared to passive solutions, yet we can demonstrate the added value that our Funds can offer your clients, in the form of investment opportunities, diversification benefits and potential for better risk-adjusted returns.

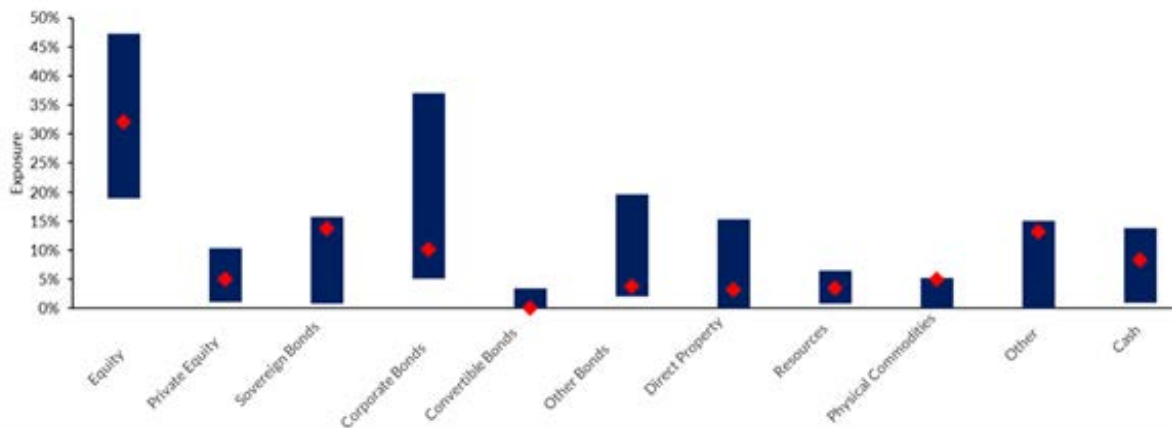
BEYOND 60/40

The Hawksmoor Approach with its broad investment universe, significant use of investment trusts, unconstrained asset allocation and valuation conscious process can result in highly differentiated portfolios, offering exposure to investments and sources of return that many multi-asset funds are unable to access.



Source: Hawksmoor Investment Management, MSCI and ICE, 31/12/2025. 40% equities represented by MSCI World All Cap. 60% bonds represented by ICE BofA Global Broad Market Hedge GBP. See MSCI and ICE disclaimers on page 14.

The Funds are dynamically managed with asset allocation evolving through time driven by valuation and relative return prospects rather than with reference to an arbitrary benchmark.



Source: Hawksmoor Investment Management, Vanbrugh Fund, 31/03/2009 to 31/12/2025.

TRULY MULTI-ASSET, TRULY ACTIVE


The Hawksmoor Funds are capacity constrained. Maintaining the integrity of the investment process and ability to replicate past performance are prioritised over asset gathering. Running too much money impacts how quickly portfolios can be repositioned and shrinks the investible universe. Managing a smaller pool of capital allows access to investment trusts and smaller actively managed open-ended funds, both of which have been persistent sources of alpha over the years.

Investment trusts as a source of idiosyncratic returns

- Access to less liquid alternative asset classes
- Trading discount volatility and sector inefficiencies
- Engagement strategies to unlock value

Smaller open-ended funds

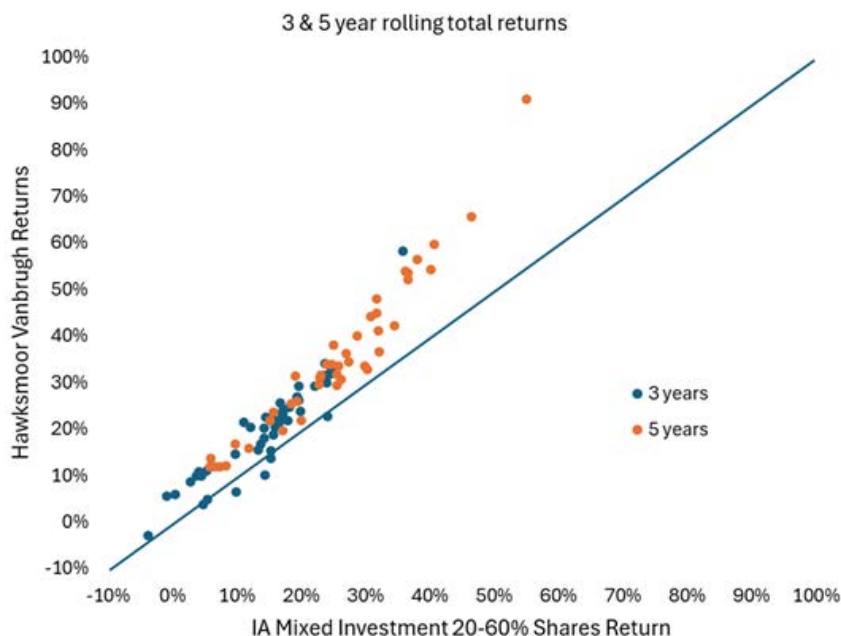
- The larger the fund, the greater the probability of average performance
- Smaller funds have a broader opportunity set (ability to go down the market cap spectrum)
- Smaller funds have a liquidity advantage when establishing and exiting positions
- Being able to access smaller open-ended funds increases the pool from which to identify talented managers



BUILDING CLIENT PORTFOLIOS

Our three Funds cater for different risk tolerances and investment objectives and have all delivered excellent risk-adjusted returns in excess of their respective IA sectors since launch. The dynamic, unconstrained approach to portfolio construction makes them suitable **stand-alone investments** that can be held through the cycle.

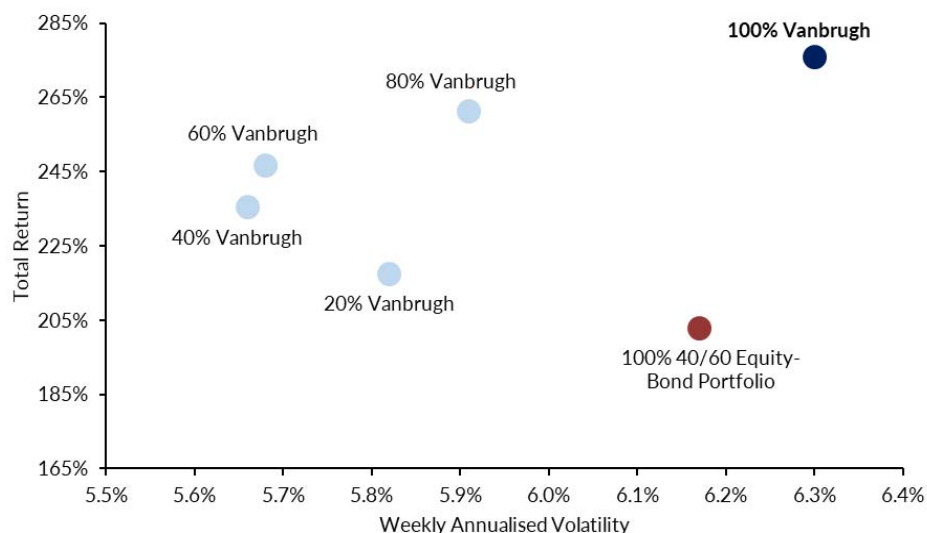
FIGURE 4: VANBRUGH CONSISTENT OUTPERFORMANCE IN DIFFERENT MARKET CONDITIONS



Source: FE fundinfo, 3 & 5 year rolling performance to quarter end, 31/03/2009 to 31/12/2025.





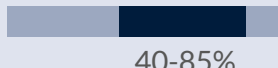










Hawksmoor’s differentiated investment process and positioning mean our Funds bring significant diversification benefits, complimenting passive and benchmark aware multi-asset funds extremely well. Blending the Hawksmoor Funds with more traditional approaches can result in superior risk adjusted returns

FIGURE 5: INTRODUCING THE HAWKSMOOR FUNDS TO IMPROVE RISK-ADJUSTED RETURNS



Source: FE fundinfo, 18/02/2009 to 31/12/2025. 40/60 balanced portfolio represented by 40% MSCI World All Cap and 60% ICE BofA Global Broad Market Hedge GBP. See MSCI and ICE disclaimers on page 14.

A SOLUTION FOR EVERY CLIENT

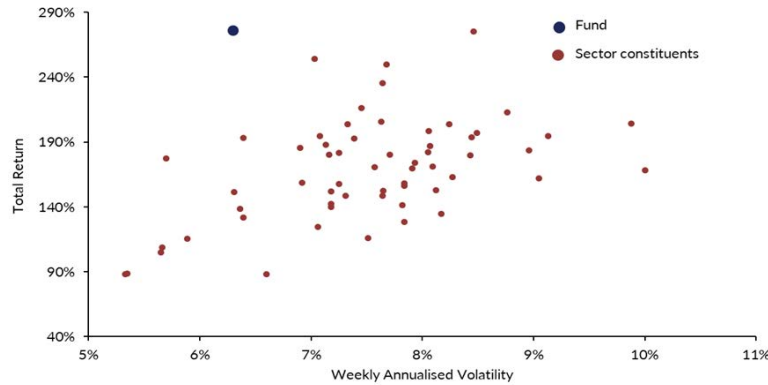
	 VANBRUGH FUND	 DISTRIBUTION FUND	 GLOBAL OPPORTUNITIES FUND
Description	For your clients who are looking to achieve both a positive return on their investments after inflation, and preserve capital over the medium term.	For your clients who are looking to receive an attractive level of income, above that of a composite index of financial assets, whilst achieving capital growth on their investments over the medium to long term.	For your clients who are looking to achieve a high level of capital growth on their investments over the long term.
IA category	IA Mixed Investment 20-60% Shares	IA Mixed Investment 40-85% Shares	IA Flexible Investment
Equity exposure parameters	 20-60%	 40-85%	 60-100%
Investment objective	Cautious Total Return	Balanced Income	Growth
Provides income			
Client investment timescale	3+ years	3-5 years	5+ years
Launch date	18/02/2009	13/04/2012	18/09/2018
Defaqto risk rating			
Dynamic Planner risk rating			

THE VANBRUGH FUND

For your clients who are looking to achieve both a positive return on their investments after inflation, and preserve capital over the medium term.



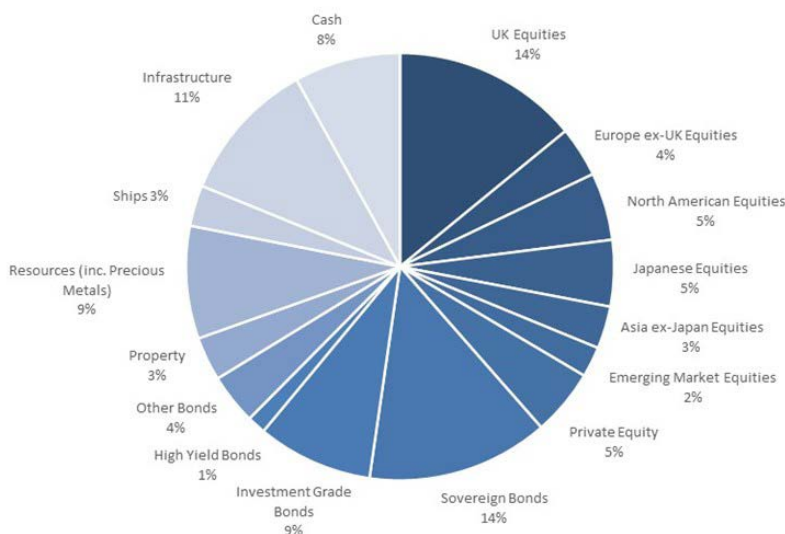
Sector-leading risk-adjusted returns



Source: FE fundinfo, 18/02/2009 to 31/12/2025.

The Fund has delivered strong through-the-cycle returns for clients. Since launch the Fund has outperformed the IA Mixed Investment 20-60% Shares Sector by 124% and generated an annualised return of 8.1%. The Fund has delivered these returns with relatively low volatility and has the best risk adjusted performance in its IA sector since launch.

A high level of diversification



Source: Hawksmoor Investment Management, 31/12/2025. May not sum to 100% due to rounding error.

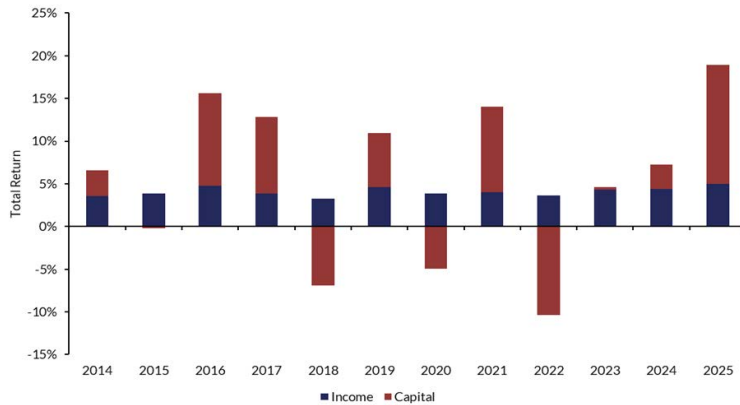
Past performance is not a guide to future performance. Figures quoted are on a total return basis with income reinvested.

THE DISTRIBUTION FUND

For your clients who are looking to receive an attractive level of income, above that of a composite index of financial assets, whilst achieving capital growth on their investments over the medium to long term.



Stable and growing level of income

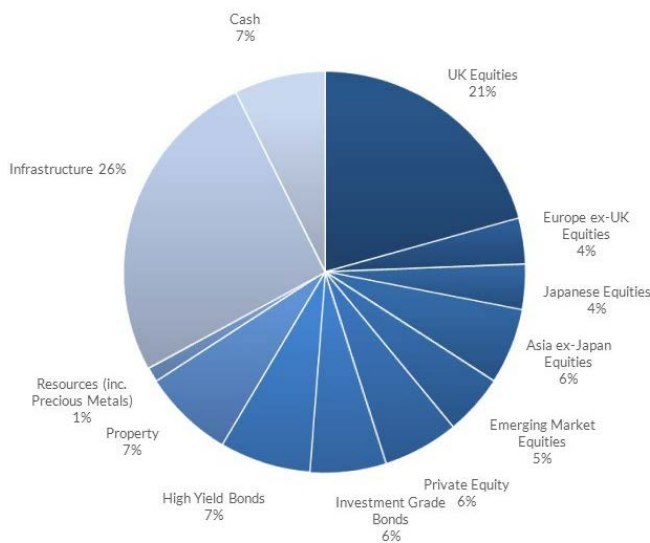


FE fundinfo and Hawksmoor Investment Management, C Inc units, 13/04/2012 to 31/12/2025. Assuming £100,000 invested at launch.

The fund seeks to deliver an attractive level of income and the potential for capital growth. A £100,000 investment at launch would have received income of £73,308 and the capital would be worth £161,071, generating a total return of £234,379.

Since launch the Fund has outperformed the IA Mixed Investment 40-85% Shares Sector by 39% and generated an annualised return of 7.6%. The Fund has delivered these returns with lower volatility than it's IA sector.

Contribution to income from a diverse array of assets



Source: Hawksmoor Investment Management, 31/12/2025. May not sum to 100% due to rounding error.

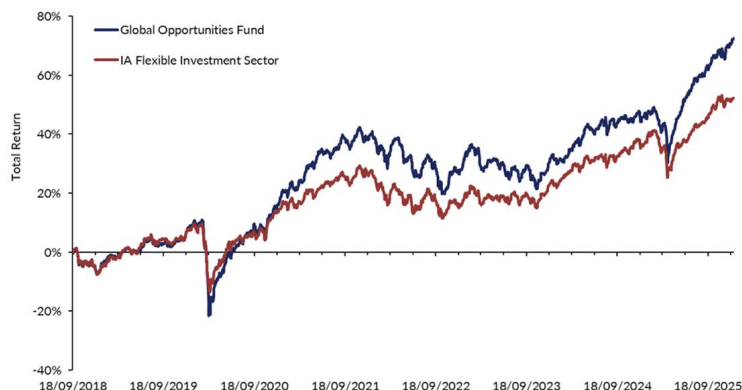
Past performance is not a guide to future performance. Figures quoted are on a total return basis with income reinvested.

THE GLOBAL OPPORTUNITIES FUND



For your clients who are looking to achieve a high level of capital growth on their investments over the long term.

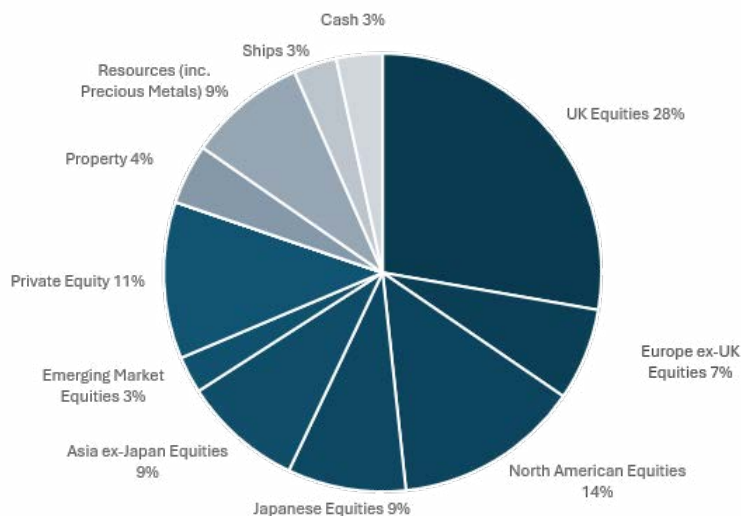
Strong performance since launch



Source: FE fundinfo, 18/09/2018 to 31/12/2025.

Since launch in September 2018, the Fund has outperformed the IA Flexible Investment Sector by 20% and has delivered an annualised return of 7.7%. An investment at launch of £100,000 would now be worth £172,190.

A high level of diversification



Source: Hawksmoor Investment Management 31/12/2025. May not sum to 100% due to rounding error.

Past performance is not a guide to future performance. Figures quoted are on a total return basis with income reinvested.

CONTACT US



David Chapman
Account Director
david.chapman@hawksmoorfm.co.uk
07384 114953



🌐 www.hawksmoorim.co.uk
🐦 @Hawksmoorim
in Hawksmoor Investment Management



DISCLAIMERS

IA sector funds:

IA Asia Pacific Excluding Japan, IA Asia Pacific Including Japan, IA China/Greater China, IA Commodity/Natural Resources, IA EUR Corporate Bond, IA EUR Government Bond, IA EUR High Yield Bond, IA EUR Mixed Bond, IA Europe Excluding UK, IA Europe Including UK, IA European Smaller Companies, IA Financials and Financial Innovation, IA Global, IA Global Corporate Bond, IA Global EM Bonds Blended, IA Global EM Bonds Hard Currency, IA Global EM Bonds Local Currency, IA Global Emerging Markets, IA Global Equity Income, IA Global Government Bond, IA Global High Yield Bond, IA Global Inflation Linked Bond, IA Global Mixed Bond, IA Healthcare, IA India/Indian Subcontinent, IA Infrastructure, IA Japan, IA Japanese Smaller Companies, IA Latin America, IA North America, IA North American Smaller Companies, IA Property Other, IA Sterling Corporate Bond, IA Sterling High Yield, IA Sterling Strategic Bond, IA Technology and Technology Innovations, IA UK All Companies, IA UK Direct Property, IA UK Equity Income, IA UK Gilts, IA UK Index Linked Gilts, IA UK Smaller Companies, IA USD Corporate Bond, IA USD Government Bond, IA USD High Yield Bond, IA USD Mixed Bond.

MSCI disclaimer:

Neither MSCI nor any other party involved in or related to compiling, computing or creating the MSCI data makes any express or implied warranties or representations with respect to such data (or the results to be obtained by the use thereof), and all such parties hereby expressly disclaim all warranties of originality, accuracy, completeness, merchantability or fitness for a particular purpose with respect to any of such data.

Without limiting any of the foregoing, in no event shall MSCI, any of its affiliates or any third party involved in or related to compiling, computing or creating the data have any liability for any direct, indirect, special, punitive, consequential or any other damages (including lost profits) even if notified of the possibility of such damages.

No further distribution or dissemination of the MSCI data is permitted without MSCI's express written consent.

ICE disclaimer:

The index data referenced herein is the property of ICE Data Indices, LLC, its affiliates ("ICE Data") and/or its Third Party Suppliers and has been licensed for use by Hawksmoor Investment Management Limited.

ICE Data and its Third Party Suppliers accept no liability in connection with its use. See <https://www.hawksmoorim.co.uk/ice-data-indices-disclaimer/> for a full copy of the Disclaimer.

IMPORTANT INFORMATION

This financial promotion has been prepared for Professional Advisers only.

It is issued by Hawksmoor Fund Managers which is a trading name of Hawksmoor Investment Management Limited ("Hawksmoor"), the investment manager of the MI Hawksmoor Vanbrugh Fund, the MI Hawksmoor Distribution Fund and the MI Hawksmoor Global Opportunities Fund ("Funds").

Hawksmoor is authorised and regulated by the Financial Conduct Authority. Hawksmoor's registered office is 2nd Floor Stratus House, Emperor Way, Exeter Business Park, Exeter, Devon EX1 3QS. Company Number: 6307442.

The Fund's Authorised Corporate Director, Apex Fundrock Ltd ("Apex Fundrock") is also authorised and regulated by the Financial Conduct Authority.

This document does not constitute an offer or invitation to any person, nor should its content be interpreted as investment or tax advice. The information and opinions it contains have been compiled or arrived at from sources believed to be reliable at the time and are given in good faith, but no representation is made as to their accuracy, completeness or correctness. Hawksmoor, its directors, officers, employees and their associates may have a holding in the Fund.

Any opinion expressed in this document, whether in general or both on the performance of individual securities and in a wider economic context, represents the views of Hawksmoor at the time of preparation and may be subject to change. Past performance is not a guide to future performance. The value of an investment and any income from it can fall as well as rise as a result of market and currency fluctuations. Investors may not get back the amount they originally invested. FPC26703.



HAWKSMOOR

FUND MANAGERS