

Wellian (HIS) Ethical

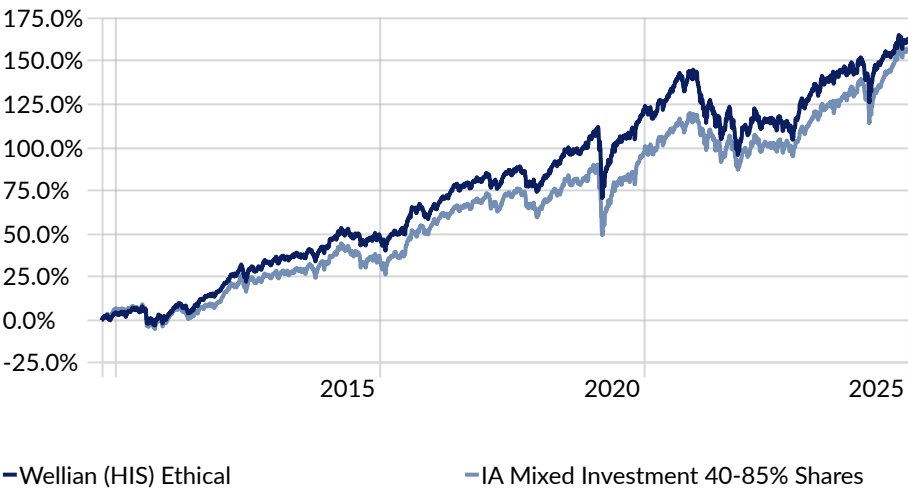
As of 31/12/2025

A range of portfolios designed and managed by the Investment Solutions team at Hawksmoor Investment Management.

Investment Objective

The Ethical model aims to provide a combination of long-term capital growth and income for investors who are willing to accept a medium level of risk, by investing across global markets into a range of asset classes using ethical funds. The portfolio's benchmark is the IA Mixed Investment 40-85% Shares Sector.

Performance (since inception)



Cumulative Performance

	3 Months	1 Year	3 Years	5 Years	Since Inception
Wellian (HIS) Ethical	2.61	7.94	25.71	19.21	163.02
IA Mixed Investment 40-85% Shares	3.32	11.62	31.37	31.24	157.76

Annual Performance

	YTD	2025	2024	2023	2022
Wellian (HIS) Ethical	7.94	7.94	6.66	9.18	-14.14
IA Mixed Investment 40-85% Shares	11.62	11.62	8.88	8.10	-10.18

There may be small variations in the yield, costs, and past performance of the portfolio between platforms due to share class and fund availability, and because of the timing of the trading. Performance data sourced from Morningstar (total return, bid to bid, excluding fund rebates). Performance figures excluding fees applied by the platform, adviser, and Hawksmoor. The addition of these fees would have an impact on performance. These figures refer to the past and past performance is not a reliable indicator of future results.



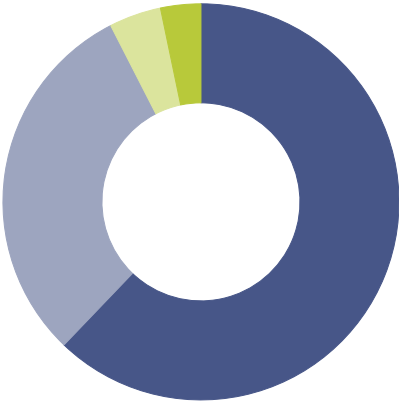
Portfolio Facts

Inception Date:	30/09/2010
5 Year Return (%):	19.21
# of Holdings:	19
Hawksmoor annual management charge (%):	0.35
Ongoing costs of underlying funds (%):	0.69
Transactional and Incidental costs of underlying funds (%):	0.10
Estimated Portfolio Yield (%):	2.45

Top Holdings

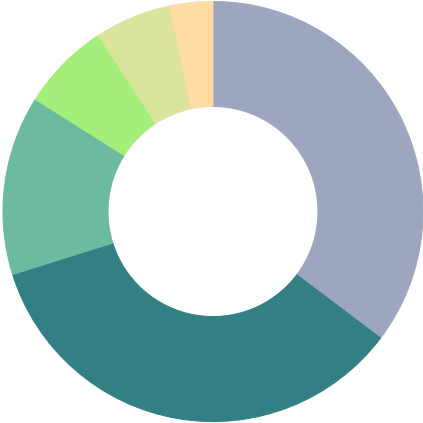
Fund Name	Portfolio Weighting %
Brown Advisory US Sust Gr GBP B Inc	7.0
Rathbone Ethical Bond Fund I Inc	7.0
Royal London Sustainable Leaders C Acc	7.0
BNY Mellon Real Return Resp Ins W Acc	6.0
Aegon Ethical Equity GBP B Acc	5.0
CT Responsible UK Equity 2 Inc	5.0
EdenTree Sterling Bond Fund B Inc	5.0
Liontrust Sust Fut Corp Bd 2 Grs Inc	5.0
Liontrust Sust Fut Eurp Gr 2 Net Acc	5.0
RLBF II Royal London Ethical Bond M Inc	5.0

Asset Allocation



	%
Stock	62
Bond	30
Other	4
Cash	3
Total	100

Equity Region Exposure Breakdown



	%
North America	35
United Kingdom	35
Europe Developing	14
Asia Emerging	7
Asia Developing	6
Other	3
Total	100

Manager Information

The range of Model Portfolios is managed by:

Richard Philbin
CIO- Investment
Solutions



Kishan Raja
Investment Manager



For more information, please contact Jill Gill on 01392 454708 or at jill.gill@hawksmoorim.co.uk

Availability

This Portfolio is available on the following platforms: Aviva, Elevate, IFDL, Quilter and True Potential

There may be small variations in the holdings and asset allocation of the portfolio between platforms due to share class and fund availability. Where a fund is not available on a platform, a suitable alternative is chosen. There may be some circumstances when certain investments (e.g. property funds) may not be readily realisable and investors may experience difficulty in selling the investment or in obtaining reliable information as to its value. The values may not equal 100 due to rounding.

Important Information. For Professional advisers only. This document is issued by Hawksmoor Investment Management Limited ("Hawksmoor") which is authorised and regulated by the Financial Conduct Authority. Hawksmoor's registered office is 2nd Floor Stratus House, Emperor Way, Exeter Business Park, Exeter, Devon, EX1 3QS with company number 6307442. This document does not constitute an offer or invitation to any person, nor should its content be interpreted as investment or tax advice for which you should consult your financial adviser and/or accountant. The information it contains have been compiled from sources believed to be reliable at the time and are given in good faith, but no representation is made as to their accuracy, completeness or correctness. Past performance is not a guide to future performance. The value of an investment and any income from it can fall as well as rise as a result of market and currency fluctuations. You may not get back the amount you originally invested. All information referred herein is at the report date unless otherwise stated.