

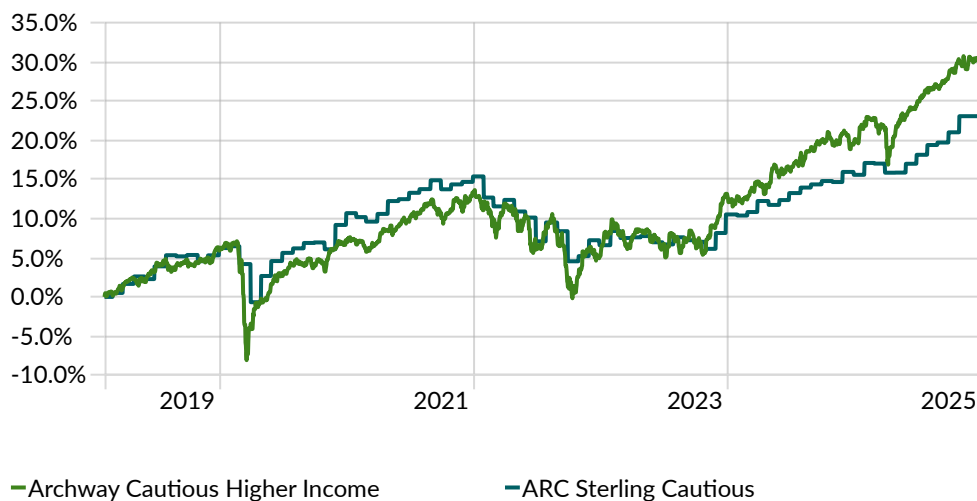
Archway Cautious Higher Income (0-40% Equity)

As of 31/12/2025

Objective

Cautious (0–40% Equity) portfolios are intended for clients where a degree of equity risk is appropriate through an investment cycle, but where the longer-term preservation of capital is of primary importance. The portfolio will be managed with an asset allocation and risk pro-file consistent with a Defaqto Risk Profile of 3. You should be looking to invest for at least 3 years. The objective of this portfolio is to provide returns primarily from income.

Performance (since inception)



Cumulative Performance

	3 Months	1 Year	3 Years	5 Years	Since Inception
Archway Cautious Higher Income	2.12	9.38	24.33	22.31	30.85
ARC Sterling Cautious	1.80	6.58	15.55	11.28	23.17

Annual Performance

	YTD	2025	2024	2023	2022
Archway Cautious Higher Income	9.38	9.38	5.74	7.51	-7.10
ARC Sterling Cautious	6.58	6.58	4.57	3.68	-7.60

There may be small variations in portfolio yield, costs and past performance of the portfolio between platforms due to share class and fund availability, and because of the timing of the trading. Performance data sourced from Morningstar (total return, bid to bid, excluding fund rebates, and excluding fees applied by the platform and adviser, but including Hawksmoor's fee). These figures refer to the past and past performance is not a reliable indicator of future results.



Portfolio Facts

Inception Date:	04/02/2019
Estimated Portfolio Yield (%):	3.76
5 Year Return (%):	22.31
# of Holdings:	23
Hawksmoor annual management charge (%):	0.25
Ongoing charges of underlying funds (%):	0.60
Transactional and incidental costs of underlying funds (%):	0.17

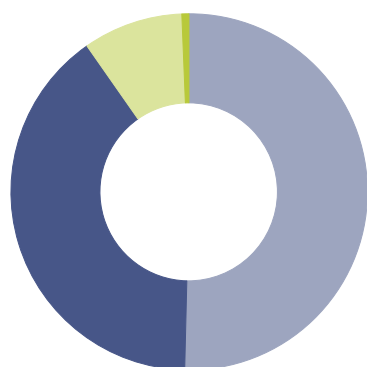
Ratings



Top Holdings

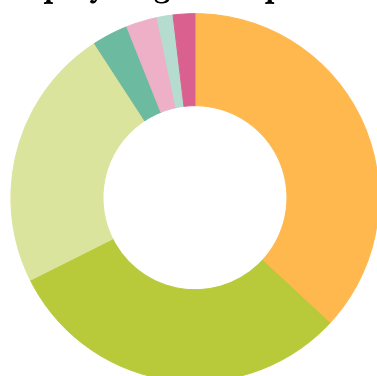
Fund Name	Portfolio Weighting %
Man Sterling Corp Bd Inst Inc G	7.5
Guinness Global Equity Income Y GBP Dist	6.0
Premier Miton Strat Mly Inc Bd C Inc	6.0
TrinityBridge Select Fixed Income X INC	6.0
Artemis UK Select I Inc GBP	5.0
Aviva Investors Strategic Bd 2 GBP Inc	5.0
Fidelity Global Dividend W Inc	5.0
MI TwentyFour AM Monument Bond I Inc	5.0
Schroder Strategic Credit L Inc	5.0
WS Gresham House UK Mlt Cap Inc C £ Inc	5.0

Asset Allocation



	%
Bond	40
Stock	40
Other	9
Cash	1
Total	100

Equity Region Exposure Breakdown



	%
North America	37
United Kingdom	31
Europe Developing	23
Asia Developing	3
Japan	3
Asia Emerging	1
Other	2
Total	100

There may be small variations in the holdings and asset allocation of the portfolio between platforms due to share class and fund availability. Where a fund is not available on a platform, a suitable alternative is chosen. There may be some circumstances when certain investments (e.g. property funds) may not be readily realisable and investors may experience difficulty in selling the investment or in obtaining reliable information as to its value. The values may not equal 100 due to rounding.

Important Information. For Professional advisers only. This document is issued by Hawksmoor Investment Management Limited ("Hawksmoor") which is authorised and regulated by the Financial Conduct Authority. Hawksmoor's registered office is 2nd Floor Stratus House, Emperor Way, Exeter Business Park, Exeter, Devon EX1 3QS. Company Number: 6307442. This document does not constitute an offer or invitation to any person, nor should its content be interpreted as investment or tax advice for which you should consult your financial adviser and/or accountant. The information and opinions herein are compiled from sources believed to be reliable at the time of writing and are given in good faith, but no representation is made as to their accuracy, completeness, or correctness. Any opinion expressed in this document, whether in general or both on the performance of individual securities and in a wider economic context, represents the views of Hawksmoor at the time of preparation and may be subject to change. Past performance is not a guide to future performance. The value of an investment and any income from it can fall as well as rise as a result of market and currency fluctuations. You may not get back the amount you originally invested. All information referred here to is until the report date unless otherwise stated.

Manager Information

The Archway Model Portfolio Service is managed by:

Richard Philbin
CIO-Investment
Solutions



Kishan Raja
Investment Manager



For more information, please contact
Jill Gill on 01392 454708 or at
jill.gill@hawksmoorim.co.uk

Availability

This Portfolio is available on the following platforms: Aegon Retirement, Aviva, IFDL, Novia, Quilter and Transact

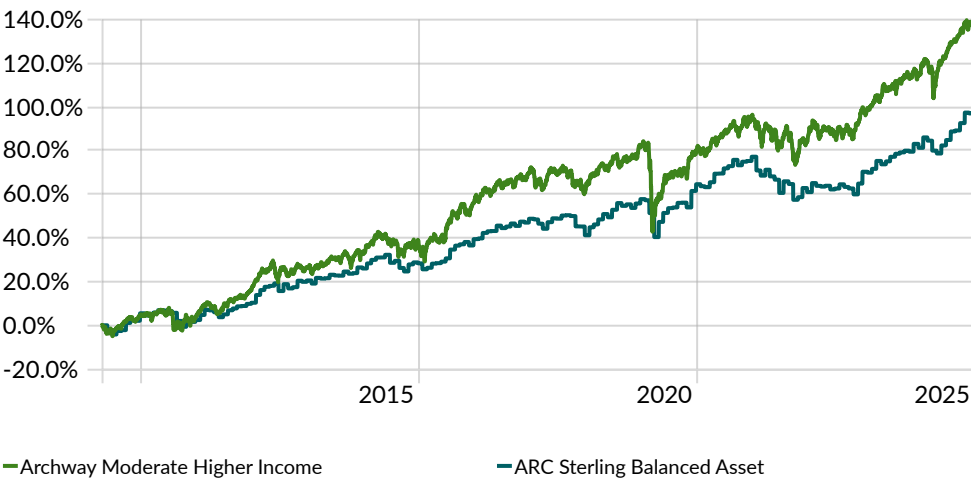
Archway Moderate Higher Income (40-60% Equity)

As of 31/12/2025

Objective

Moderate (40–60% Equity) portfolios are intended for clients seeking returns in excess of inflation, typically with an equity content of close to 50%. These returns are not to the exclusion of the longer-term preservation of capital. The Portfolio value will tend to rise and fall with equity markets, but to a lesser degree. The portfolio will be managed with an asset allocation and risk profile consistent with a Dynamic Planner Fund Risk Profile of 5. You should be looking to invest for at least 5 years. The objective of this portfolio is to provide returns primarily from income.

Performance (from inception)



Cumulative Performance

	3 Months	1 Year	3 Years	5 Years	Since Inception
Archway Moderate Higher Income	2.52	11.70	29.98	33.68	139.49
ARC Sterling Balanced Asset	2.30	8.68	22.34	19.65	97.00

Annual Performance

	YTD	2025	2024	2023	2022
Archway Moderate Higher Income	11.70	11.70	7.29	8.46	-5.82
ARC Sterling Balanced Asset	8.68	8.68	6.41	5.79	-9.14

There may be small variations in portfolio yield, costs and past performance of the portfolio between platforms due to share class and fund availability, and because of the timing of the trading. Performance data sourced from Morningstar (total return, bid to bid, excluding fund rebates, and excluding fees applied by the platform and adviser, but including Hawksmoor's fee). These figures refer to the past and past performance is not a reliable indicator of future results.



Portfolio Facts

Inception Date:	22/04/2010
Estimated Portfolio Yield (%):	3.60
5 Year Return (%):	33.68
# of Holdings:	22
Hawksmoor annual management charge (%):	0.25
Ongoing charges of underlying funds (%):	0.63
Transactional and incidental costs of underlying funds (%):	0.22

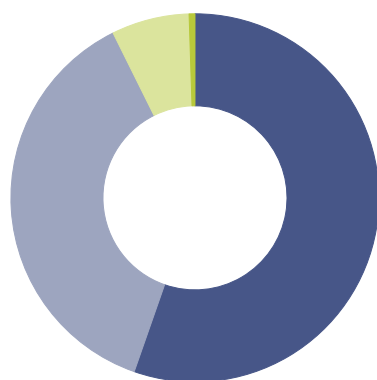
Ratings



Top Holdings

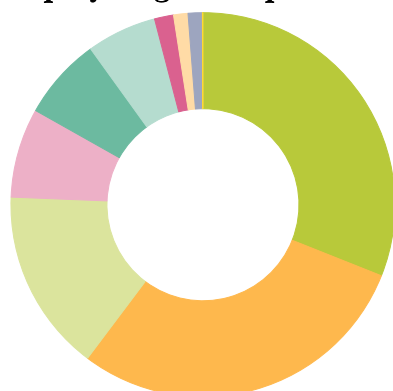
Fund Name	Portfolio Weighting %
Man Sterling Corp Bd Inst Inc G	8.5
Schroder Strategic Credit L Inc	7.0
Artemis UK Select I Inc GBP	6.0
WS Gresham House UK Mlt Cap Inc C £ Inc	6.0
Fidelity Global Dividend W Inc	5.0
Fortem GIF Fortem Cap Prgrv Gr A GBP Acc	5.0
Guinness Global Equity Income Y GBP Dist	5.0
Liontrust Global Dividend C Inc GBP	5.0
M&G Global Dividend GBP I Inc	5.0
Premier Miton Strat Mly Inc Bd C Inc	5.0

Asset Allocation



	%
• Stock	55
• Bond	37
• Other	7
• Cash	1
Total	100

Equity Region Exposure Breakdown



	%
• United Kingdom	31
• North America	29
• Europe Developing	15
• Japan	8
• Asia Developing	7
• Asia Emerging	6
• Australasia	2
• Africa/Middle East	1
• Latin America	1
• Europe Emerging	0
Total	100

There may be small variations in the holdings and asset allocation of the portfolio between platforms due to share class and fund availability. Where a fund is not available on a platform, a suitable alternative is chosen. There may be some circumstances when certain investments (e.g. property funds) may not be readily realisable and investors may experience difficulty in selling the investment or in obtaining reliable information as to its value. The values may not equal 100 due to rounding.

Important Information. For Professional advisers only. This document is issued by Hawksmoor Investment Management Limited ("Hawksmoor") which is authorised and regulated by the Financial Conduct Authority. Hawksmoor's registered office is 2nd Floor Stratus House, Emperor Way, Exeter Business Park, Exeter, Devon EX1 3QS. Company Number: 6307442. This document does not constitute an offer or invitation to any person, nor should its content be interpreted as investment or tax advice for which you should consult your financial adviser and/or accountant. The information and opinions herein are compiled from sources believed to be reliable at the time of writing and are given in good faith, but no representation is made as to their accuracy, completeness, or correctness. Any opinion expressed in this document, whether in general or both on the performance of individual securities and in a wider economic context, represents the views of Hawksmoor at the time of preparation and may be subject to change. Past performance is not a guide to future performance. The value of an investment and any income from it can fall as well as rise as a result of market and currency fluctuations. You may not get back the amount you originally invested. All information referred herein is at the report date unless otherwise stated.

Source: Morningstar Direct

Manager Information

The Archway Model Portfolio Service is managed by:

Richard Philbin
CIO-Investment
Solutions



Kishan Raja
Investment Manager



For more information, please contact Jill Gill on 01392 454708 or at jill.gill@hawksmoorim.co.uk

Availability

This Portfolio is available on the following platforms: Aegon Retirement, Aviva, IFDL, Novia, Quilter and Transact

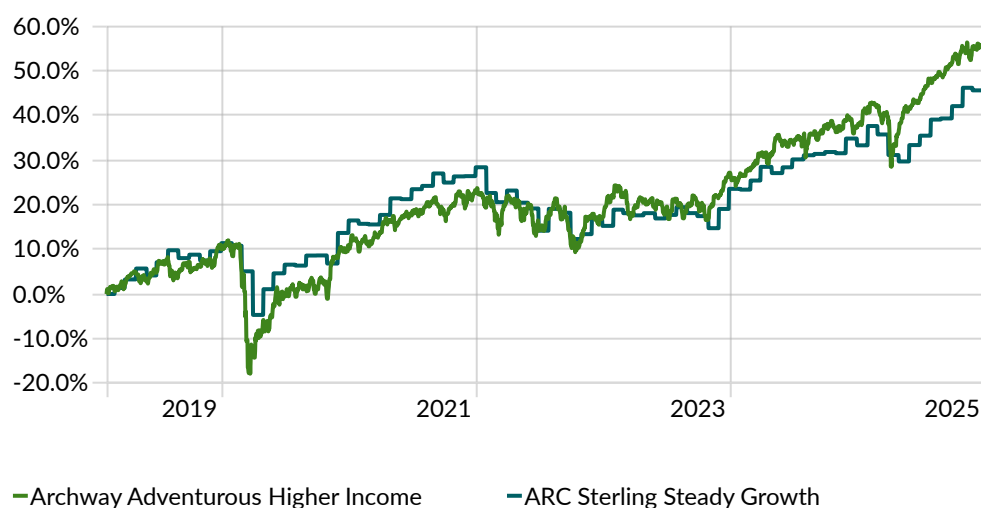
Archway Adventurous Higher Income (60-80% Equity)

As of 31/12/2025

Objective

Adventurous (60–80% Equity) portfolios are intended for clients seeking returns similar to global equity markets, though not to the exclusion of capital preservation. The Portfolio value will tend to rise and fall with equity markets. The portfolio will be managed with an asset allocation and risk profile consistent with a Defaqto Risk Profile of 6. You should be looking to invest for at least 7 years. The objective of this portfolio is to provide returns primarily from income.

Performance (since inception)



Cumulative Performance

	3 Months	1 Year	3 Years	5 Years	Since Inception
Archway Adventurous Higher Income	3.09	13.90	33.50	42.17	56.61
ARC Sterling Steady Growth	2.39	9.14	26.23	24.91	45.51

Annual Performance

	YTD	2025	2024	2023	2022
Archway Adventurous Higher Income	13.90	13.90	8.11	8.43	-4.66
ARC Sterling Steady Growth	9.14	9.14	7.89	7.20	-10.23

There may be small variations in portfolio yield, costs and past performance of the portfolio between platforms due to share class and fund availability, and because of the timing of the trading. Performance data sourced from Morningstar (total return, bid to bid, excluding fund rebates, and excluding fees applied by the platform and adviser, but including Hawksmoor's fee). These figures refer to the past and past performance is not a reliable indicator of future results.

Source: Morningstar Direct



Portfolio Facts

Inception Date: 04/02/2019

Estimated Portfolio Yield (%): 3.43

5 Year Return (%): 42.17

of Holdings: 22

Hawksmoor annual management charge (%): 0.25

Ongoing charges of underlying funds (%): 0.70

Transactional and incidental costs of underlying funds (%): 0.31

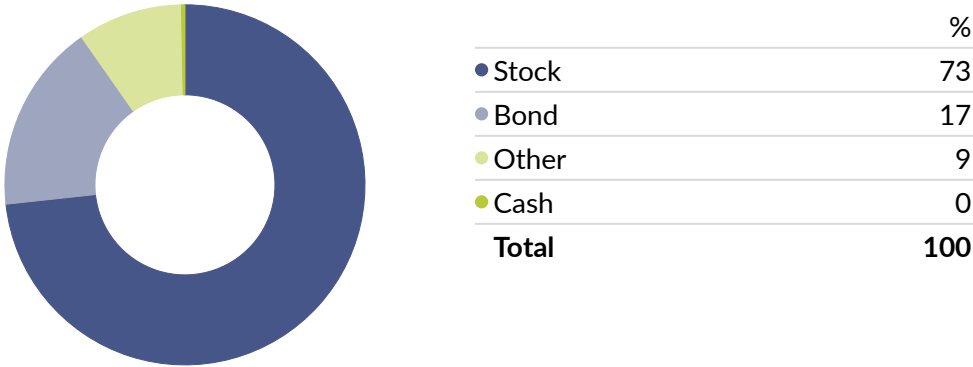
Ratings



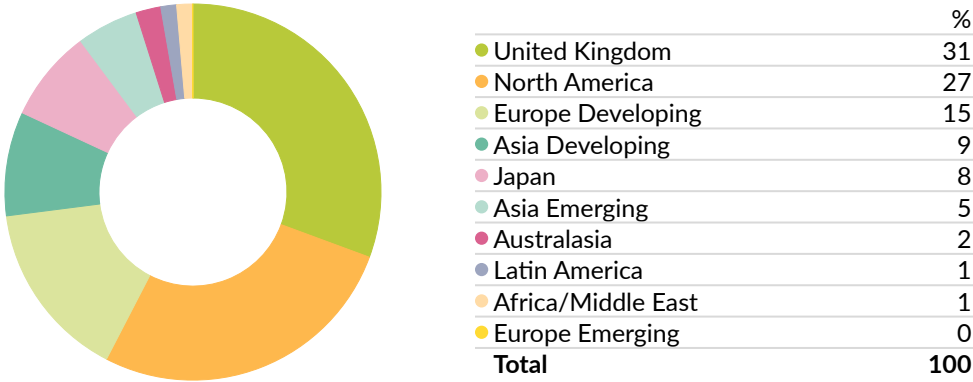
Top Holdings

Fund Name	Portfolio Weighting %
Man Sterling Corp Bd Inst Inc G	8.0
Artemis UK Select I Inc GBP	7.5
Liontrust Global Dividend C Inc GBP	7.0
WS Gresham House UK Mlt Cap Inc C £ Inc	6.5
TM Redwheel UK Eq Inc R Inc	5.5
Baillie Gifford Rspnb Glb Eq Inc B Inc	5.0
Fidelity Global Enhanced Income W Inc	5.0
M&G Global Dividend GBP I Inc	5.0
L&G Global Infrastructure Index L Acc	4.5
Man Japan CoreAlpha ProfI Acc C	4.0

Asset Allocation



Equity Region Exposure Breakdown



There may be small variations in the holdings and asset allocation of the portfolio between platforms due to share class and fund availability. Where a fund is not available on a platform, a suitable alternative is chosen. There may be some circumstances when certain investments (e.g. property funds) may not be readily realisable and investors may experience difficulty in selling the investment or in obtaining reliable information as to its value. The values may not equal 100 due to rounding.

Important Information. For profesional advisers only. This document is issued by Hawksmoor Investment Management Limited (“Hawksmoor”) which is authorised and regulated by the Financial Conduct Authority. Hawksmoor’s registered office is 2nd Floor Stratus House, Emperor Way, Exeter Business Park, Exeter, Devon EX1 3QS. Company Number: 6307442. This document does not constitute an offer or invitation to any person, nor should its content be interpreted as investment or tax advice for which you should consult your financial adviser and/or accountant. The information and opinions herein are compiled from sources believed to be reliable at the time of writing and are given in good faith, but no representation is made as to their accuracy, completeness, or correctness. Any opinion expressed in this document, whether in general or both on the performance of individual securities and in a wider economic context, represents the views of Hawksmoor at the time of preparation and may be subject to change. Past performance is not a guide to future performance. The value of an investment and any income from it can fall as well as rise as a result of market and currency fluctuations. You may not get back the amount you originally invested. All information referred herein is at the report date unless otherwise stated.

Manager Information

The Archway Model Portfolio Service is managed by:

Richard Philbin
CIO-Investment
Solutions



Kishan Raja
Investment Manager



For more information, please contact Jill Gill on 01392 454708 or at jill.gill@hawksmoorim.co.uk

Availability

This Portfolio is available on the following platforms: Aegon Retirement, Aviva, IFDL, Novia, Quilter and Transact

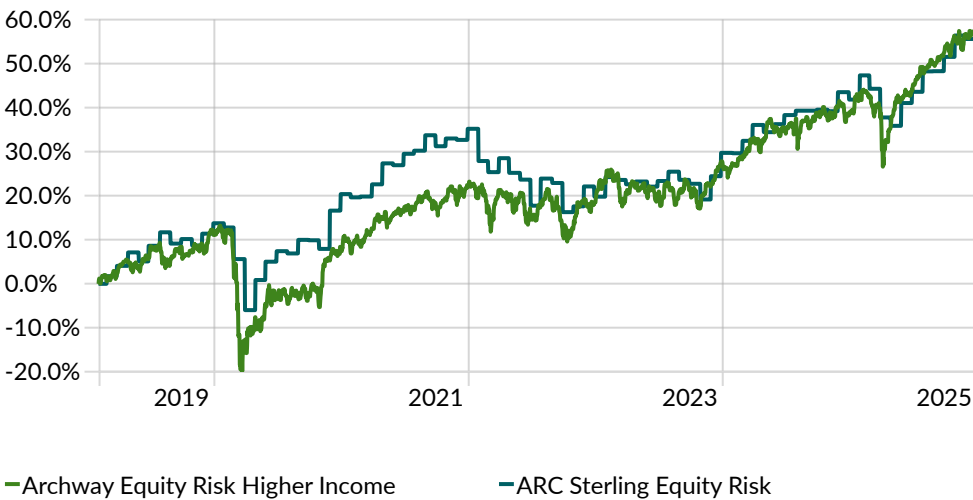
Archway Equity Risk Higher Income (80-100% Equity)

As of 31/12/2025

Objective

Equity Risk (80–100% Equity) portfolios are intended for clients seeking returns similar to global equity markets. The Portfolio value will tend to rise and fall with equity markets. The portfolio will be managed with an asset allocation and risk profile consistent with a Defaqto Risk Profile of 7. You should be looking to invest for at least 7 years. The objective of this portfolio is to provide returns primarily from income.

Performance (from inception)




Cumulative Performance

	3 Months	1 Year	3 Years	5 Years	Since Inception
Archway Equity Risk Higher Income	3.61	14.16	33.39	47.13	58.00
ARC Sterling Equity Risk	2.48	9.48	29.62	28.98	55.25

Annual Performance

	YTD	2025	2024	2023	2022
Archway Equity Risk Higher Income	14.16	14.16	8.32	7.87	-3.00
ARC Sterling Equity Risk	9.48	9.48	9.32	8.30	-11.40

There may be small variations in portfolio yield, costs and past performance of the portfolio between platforms due to share class and fund availability, and because of the timing of the trading. Performance data sourced from Morningstar (total return, bid to bid, excluding fund rebates, and excluding fees applied by the platform and adviser, but including Hawksmoor's fee). These figures refer to the past and past performance is not a reliable indicator of future results.




HAWKSMOOR

INVESTMENT MANAGEMENT

Portfolio Facts

Inception Date:	04/02/2019
Estimated Portfolio Yield (%):	2.52
5 Year Return (%):	47.13
# of Holdings:	20
Hawksmoor annual management charge (%):	0.25
Ongoing charges of underlying funds (%):	0.76
Transactional and incidental costs of underlying funds (%):	0.27

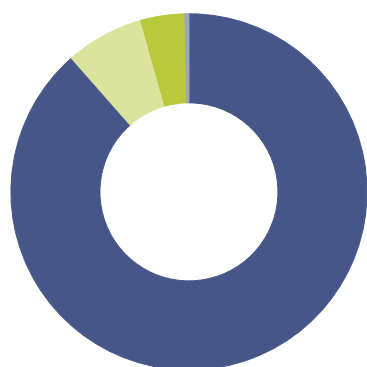
Ratings



Top Holdings

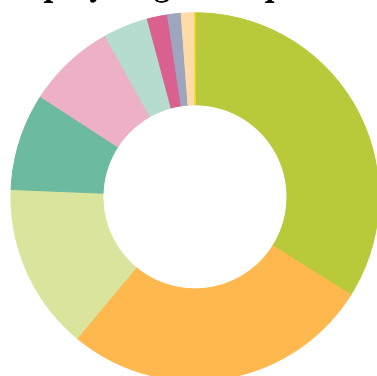
Fund Name	Portfolio Weighting %
Artemis UK Select I Inc GBP	8.0
WS Gresham House UK Mlt Cap Inc C £ Inc	7.0
M&G Global Dividend GBP I Inc	6.5
Fidelity Global Dividend W Inc	6.0
Guinness Global Equity Income Y GBP Dist	6.0
iShares UK Equity Index (UK) D Acc	6.0
Premier Miton US Opportunities B Acc	5.5
Man Japan CoreAlpha ProfI Acc C	5.0
Pacific North of Sth EM Eq Inc OppsI£Inc	5.0
Schroder Global Equity Income Z Inc	5.0

Asset Allocation



	%
• Stock	89
• Other	7
• Cash	4
• Bond	0
Total	100

Equity Region Exposure Breakdown



	%
• United Kingdom	34
• North America	27
• Europe Developing	15
• Asia Developing	9
• Japan	8
• Asia Emerging	4
• Australasia	2
• Latin America	1
• Africa/Middle East	1
• Europe Emerging	0
Total	100

There may be small variations in the holdings and asset allocation of the portfolio between platforms due to share class and fund availability. Where a fund is not available on a platform, a suitable alternative is chosen. There may be some circumstances when certain investments (e.g. property funds) may not be readily realisable and investors may experience difficulty in selling the investment or in obtaining reliable information as to its value. The values may not equal 100 due to rounding.

Important Information. For Professional advisers only. This document is issued by Hawksmoor Investment Management Limited ("Hawksmoor") which is authorised and regulated by the Financial Conduct Authority. Hawksmoor's registered office is 2nd Floor Stratus House, Emperor Way, Exeter Business Park, Exeter, Devon EX1 3QS. Company Number: 6307442. This document does not constitute an offer or invitation to any person, nor should its content be interpreted as investment or tax advice for which you should consult your financial adviser and/or accountant. The information and opinions herein are compiled from sources believed to be reliable at the time of writing and are given in good faith, but no representation is made as to their accuracy, completeness, or correctness. Any opinion expressed in this document, whether in general or both on the performance of individual securities and in a wider economic context, represents the views of Hawksmoor at the time of preparation and may be subject to change. Past performance is not a guide to future performance. The value of an investment and any income from it can fall as well as rise as a result of market and currency fluctuations. You may not get back the amount you originally invested. All information referred herein is at the report date unless otherwise stated.

Manager Information

The Archway Model Portfolio Service is managed by:

Richard Philbin
CIO-Investment
Solutions



Kishan Raja
Investment Manager



For more information, please contact Jill Gill on 01392 454708 or at jill.gill@hawksmoorim.co.uk

Availability

This Portfolio is available on the following platforms: Aegon Retirement, Aviva, IFDL, Novia, Quilter and Transact