

Wellian (HIS) Passive Conservative

As of 30/03/2024

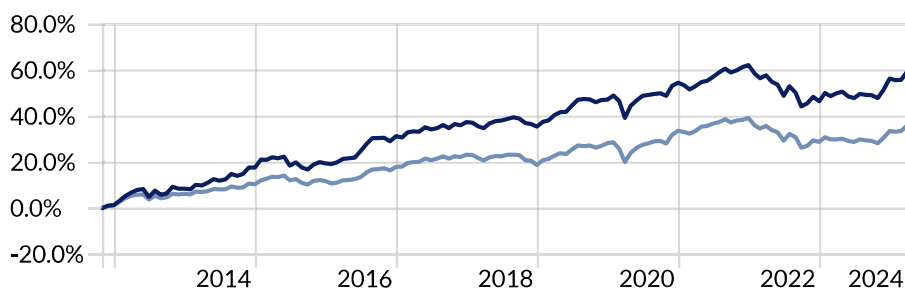
A range of portfolios managed by the Investment Solutions team at Hawksmoor Investment Management, designed in conjunction with Wellian exclusively for their clients.

Objective

The Conservative Passive model aims to provide a combination of long term capital growth and an income for investors who are willing to accept a low to medium level of risk by investing across global markets into a range of asset classes using passive funds, although some active funds may be used where we cannot replicate an index. Equity exposure within this portfolio will not exceed 40%. The portfolio's benchmark is the ARC Sterling Cautious PCI.

Performance

Time Period: 31/10/2012 to 31/03/2024



— Wellian (HIS) Passive Conservative

— ARC Sterling Cautious

Cumulative Performance

	3 M	6 M	1 Year	3 Years	5 Years
Wellian (HIS) Passive Conservative	1.96	6.93	6.37	4.19	13.51
ARC Sterling Cautious	1.90	5.22	4.66	1.84	10.78

Annual Performance

	YTD	2023	2022	2021	2020
Wellian (HIS) Passive Conservative	1.96	6.72	-9.65	4.91	5.05
ARC Sterling Cautious	1.90	3.68	-7.60	4.23	4.20

There may be small variations in the yield, costs, and past performance of the portfolio between platforms due to share class and fund availability, and because of the timing of the trading. Performance data sourced from Morningstar (total return, bid to bid, excluding fund rebates). Performance figures excluding fees applied by the platform, adviser, and Hawksmoor. The addition of these fees would have an impact on performance. These figures refer to the past and past performance is not a reliable indicator of future results. A central model is created for each of our model portfolios, where the performance summary, asset allocation, fund holdings, charges and yield quoted on this factsheet are based on the central model portfolio. Where the central model is replicated, such as through a platform, any individual portfolio is unlikely to be identical to that of the central model as a result of the timing of the investment or any restrictions of the platform provider. There may be some circumstances when certain investments (e.g. property funds) may not be readily realisable and investors may experience difficulty in selling the investment or in obtaining reliable information as to its value.

Source: Morningstar Direct



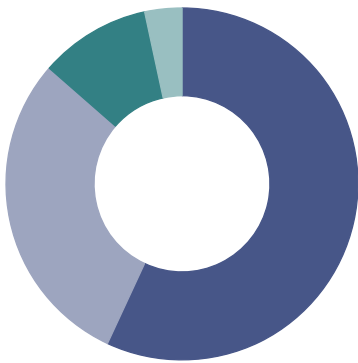
Portfolio Facts

Inception Date:	31/10/2012
Estimated Portfolio Yield (%):	3.08
5 Year Return (%):	2.57
# of Holdings:	18
Hawksmoor annual management charge (%):	0.35
Ongoing costs of underlying funds (%):	0.22
Transactional and Incidental costs of underlying funds (%):	0.08

Top Holdings

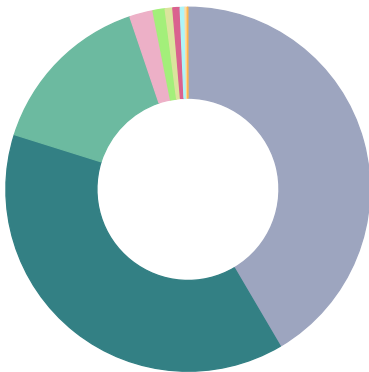
Fund Name	Portfolio Weighting %
Fidelity Index UK P Inc	13
Vanguard UK Invm Grd Bd Idx £ Acc	8
iShares ESG Ovrs Corp Bd Idx (UK) D Acc	8
Vanguard Glb Bd Idx £ H Acc	8
L&G Short Dated £ Corporate Bd Idx I Inc	7
HSBC Sterling Corp Bd Idx Inc C	7
Fidelity Index World P Acc	7
L&G Global Inflation Linked Bd Idx I Acc	6
SEI GMF Liquid Alternative H£ Wlth A Inc	6
iShares Corporate Bond Index (UK) D Inc	5

Asset Allocation



Bond	57
Equity	29
Cash	10
Other	3
Total	100

Equity Region Exposure Breakdown



North America	42
United Kingdom	38
Europe Developing	15
Japan	2
Asia Emerging	1
Asia Developing	1
Australasia	1
Latin America	0
Africa/Middle East	0
Europe Emerging	0
Total	100

There may be small variations in the holdings and asset allocation of the portfolio between platforms due to share class and fund availability. Where a fund is not available on a platform, a suitable alternative is chosen. There may be some circumstances when certain investments (e.g. property funds) may not be readily realisable and investors may experience difficulty in selling the investment or in obtaining reliable information as to its value. The values may not equal 100 due to rounding.

Important Information. For Professional advisers only. This document is issued by Hawksmoor Investment Management Limited (“Hawksmoor”) which is authorised and regulated by the Financial Conduct Authority. Hawksmoor’s registered office is 2nd Floor Stratus House, Emperor Way, Exeter Business Park, Exeter, Devon, EX1 3QS with company number 6307442. This document does not constitute an offer or invitation to any person, nor should its content be interpreted as investment or tax advice for which you should consult your financial adviser and/or accountant. The information it contains have been compiled from sources believed to be reliable at the time and are given in good faith, but no representation is made as to their accuracy, completeness or correctness. Past performance is not a guide to future performance. The value of an investment and any income from it can fall as well as rise as a result of market and currency fluctuations. You may not get back the amount you originally invested. All information referred herein is at the report date unless otherwise stated.

Manager Information

The range of Model Portfolios is managed by:

Richard Philbin
CIO-Investment Solutions



Kishan Raja
Investment Manager



For more information, please contact
Shane Weston at
shane.weston@hawksmoorim.co.uk

Availability

This Portfolio is available on the following platforms: Aviva, Elevate, Novia, Quilter, Trasnact, True Potential