

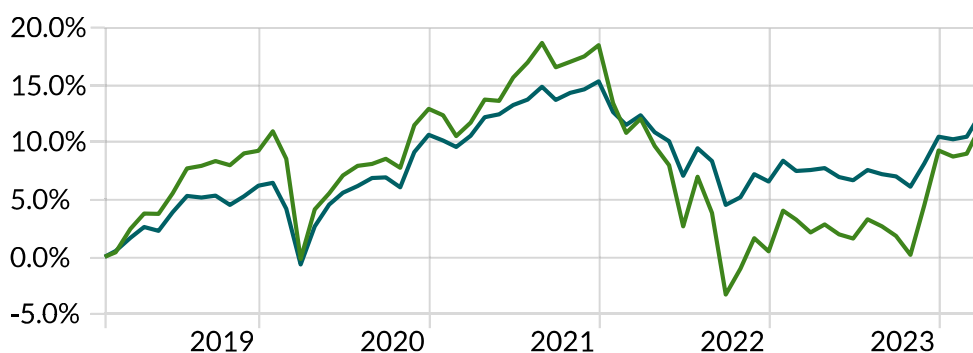
Hawksmoor Cautious Sustainable World (0-40% Equity)

As of 31/03/2024

Objective

Cautious (0–40% Equity) portfolios are intended for clients where a degree of equity risk is appropriate through an investment cycle, but where the longer-term preservation of capital is of primary importance. The portfolio will be managed with an asset allocation and risk profile consistent with a Defaqto Risk Profile of 3. You should be looking to invest for at least 3 years. The objective of this portfolio is to invest into funds with a Sustainable or Ethical mandate and seeks to provide returns from a combination of income and capital growth.

Performance (from inception)



—Hawksmoor Cautious Sustainable World —ARC Sterling Cautious

Cumulative Performance

	3 M	1 Year	3 Years	5 Years	Since Inception
Hawksmoor Cautious Sustainable World	2.06	9.23	-0.18	8.88	2.09
ARC Sterling Cautious	1.90	4.66	1.84	10.78	3.53

Annual Performance

	YTD	2023	2022	2021	2020
Hawksmoor Cautious Sustainable World	9.23	8.79	5.30	-1.04	-15.23
ARC Sterling Cautious	4.66	3.68	2.38	-0.37	-7.60

There may be small variations in portfolio yield and past performance of the portfolio between platforms due to share class and fund availability, and because of the timing of the trading. Performance data sourced from Morningstar (total return, bid to bid, excluding fund rebates, and excluding fees applied by the platform and adviser, but including Hawksmoor's fee). These figures refer to the past and past performance is not a reliable indicator of future results.



HAWKSMOOR
INVESTMENT MANAGEMENT

Portfolio Facts

Inception Date: 04/02/2019

Estimated Portfolio Yield (%): 3.10

5 Year Return (%): 1.66

of Holdings: 15

Hawksmoor annual management charge (%): 0.25

Ongoing charges of underlying funds (%): 0.63

Transactional and incidental costs of underlying funds (%): 0.11

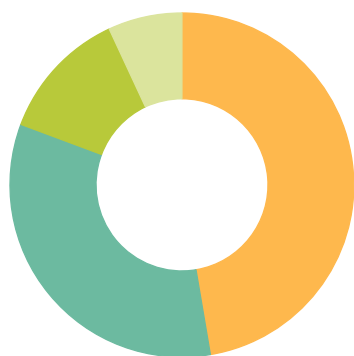
Ratings



Top Holdings

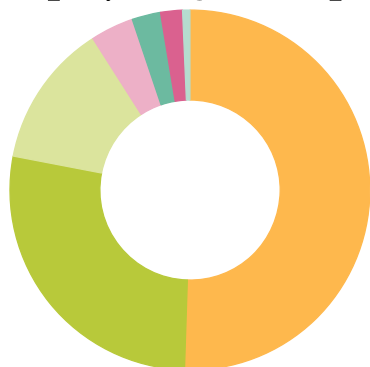
Fund Name	Portfolio Weighting %
Close Sustainable Select Fixed Inc X Inc	9
Vontobel TwentyFour Sust S/T Bd IncAQN£	9
Rathbone Ethical Bond I Inc	9
RLBF II Royal London Ethical Bond M Inc	8
CT UK Social Bond Z Inc£	7
Liontrust Sust Fut Gbl Gr 2 Net Acc	6
Royal London Sustainable Leaders D Acc	6
Cash	6
FP Foresight Sust RI Estt Scs A GBP Inc	5
EdenTree Responsible & Sust Gbl Eq B	5

Asset Allocation



	%
● Bond	47
● Equity	33
● Cash	12
● Other	7
Total	100

Equity Region Exposure Breakdown



	%
● North America	50
● United Kingdom	28
● Europe Developing	13
● Japan	4
● Asia Developing	3
● Australasia	2
● Asia Emerging	1
Total	100

There may be small variations in the holdings and asset allocation of the portfolio between platforms due to share class and fund availability. Where a fund is not available on a platform, a suitable alternative is chosen. There may be some circumstances when certain investments (e.g. property funds) may not be readily realisable and investors may experience difficulty in selling the investment or in obtaining reliable information as to its value. The values may not equal 100 due to rounding.

Important Information. For Professional advisers only. This document is issued by Hawksmoor Investment Management Limited ("Hawksmoor") which is authorised and regulated by the Financial Conduct Authority. Hawksmoor's registered office is 2nd Floor Stratus House, Emperor Way, Exeter Business Park, Exeter, Devon EX1 3QS. Company Number: 6307442. This document does not constitute an offer or invitation to any person, nor should its content be interpreted as investment or tax advice for which you should consult your financial adviser and/or accountant. The information and opinions herein are compiled from sources believed to be reliable at the time of writing and are given in good faith, but no representation is made as to their accuracy, completeness, or correctness. Any opinion expressed in this document, whether in general or both on the performance of individual securities and in a wider economic context, represents the views of Hawksmoor at the time of preparation and may be subject to change. Past performance is not a guide to future performance. The value of an investment and any income from it can fall as well as rise as a result of market and currency fluctuations. You may not get back the amount you originally invested. All information referred herein is at the report date unless otherwise stated.

Manager Information

The Hawksmoor Model Portfolio Service is managed by:

Richard Philbin
CIO-Investment
Solutions



Kishan Raja
Investment Manager



For more information, please contact Jill Gill on 01392 454708 or at jill.gill@hawksmoorim.co.uk

Availability

This Portfolio is available on the following platforms: Aegon Retirement, Aviva, IFDL, Novia, Quilter, Standard Life Wrap, Transact

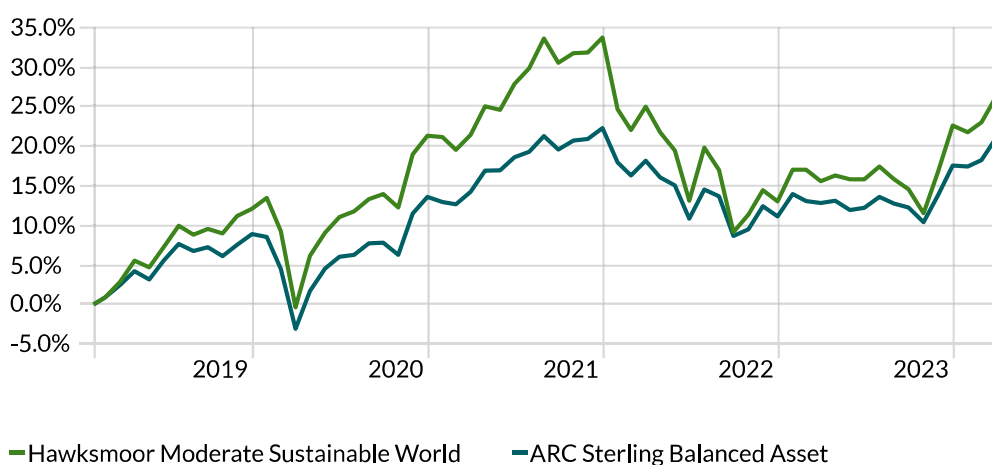
Hawksmoor Moderate Sustainable World (40-60% Equity)

As of 31/03/2024

Objective

Moderate (40–60% Equity) portfolios are intended for clients seeking returns in excess of inflation, typically with an equity content of close to 50%. These returns are not to the exclusion of the longer-term preservation of capital. The Portfolio value will tend to rise and fall with equity markets, but to a lesser degree. The portfolio will be managed with an asset allocation and risk profile consistent with a Defaqto Risk Profile of 5. You should be looking to invest for at least 5 years. The objective of this portfolio is to invest into funds with a Sustainable or Ethical mandate and seeks to provide returns from a combination of income and capital growth.

Performance (from inception)



Cumulative Performance

	3 M	1 Year	3 Years	5 Years	Since Inception
Hawksmoor Moderate Sustainable World	3.03	9.28	4.02	22.77	4.52
ARC Sterling Balanced Asset	3.01	7.31	6.00	18.14	4.70

Annual Performance

	YTD	2023	2022	2021	2020
Hawksmoor Moderate Sustainable World	9.28	8.48	4.95	2.40	-15.49
ARC Sterling Balanced Asset	7.31	5.79	3.30	1.25	-9.14

There may be small variations in portfolio yield and past performance of the portfolio between platforms due to share class and fund availability, and because of the timing of the trading. Performance data sourced from Morningstar (total return, bid to bid, excluding fund rebates, and excluding fees applied by the platform and adviser, but including Hawksmoor's fee). These figures refer to the past and past performance is not a reliable indicator of future results.



Portfolio Facts

Inception Date: 04/02/2019

Estimated Portfolio Yield (%): 2.65

5 Year Return (%): 4.05

of Holdings: 18

Hawksmoor annual management charge (%): 0.25

Ongoing charges of underlying funds (%): 0.68

Transactional and incidental costs of underlying funds (%): 0.14

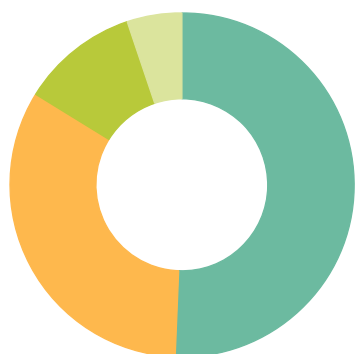
Ratings



Top Holdings

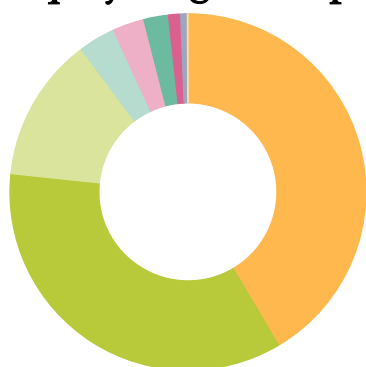
Fund Name	Portfolio Weighting %
Close Sustainable Select Fixed Inc X Inc	9
Rathbone Ethical Bond I Inc	9
Janus Henderson UK Responsible Inc I Inc	8
Royal London Sustainable Leaders C Inc	8
RLBF II Royal London Ethical Bond M Inc	8
EdenTree Responsible & Sust Glbl Eq B	6
Janus Henderson Global Sust Eq I Inc	6
CT UK Social Bond Z Inc£	6
Vontobel TwentyFour Sust S/T Bd IncAQNG£	6
Ninety One Global Environment I Inc	5

Asset Allocation



	%
Equity	51
Bond	33
Cash	11
Other	5
Total	100

Equity Region Exposure Breakdown



	%
North America	41
United Kingdom	35
Europe Developing	13
Asia Emerging	3
Japan	3
Asia Developing	2
Australasia	1
Latin America	1
Africa/Middle East	0
Europe Emerging	0
Total	100

There may be small variations in the holdings and asset allocation of the portfolio between platforms due to share class and fund availability. Where a fund is not available on a platform, a suitable alternative is chosen. There may be some circumstances when certain investments (e.g. property funds) may not be readily realisable and investors may experience difficulty in selling the investment or in obtaining reliable information as to its value. The values may not equal 100 due to rounding.

Important Information. For Professional advisers only. This document is issued by Hawksmoor Investment Management Limited ("Hawksmoor") which is authorised and regulated by the Financial Conduct Authority. Hawksmoor's registered office is 2nd Floor Stratus House, Emperor Way, Exeter Business Park, Exeter, Devon EX1 3QS. Company Number: 6307442. This document does not constitute an offer or invitation to any person, nor should its content be interpreted as investment or tax advice for which you should consult your financial adviser and/or accountant. The information and opinions herein are compiled from sources believed to be reliable at the time of writing and are given in good faith, but no representation is made as to their accuracy, completeness, or correctness. Any opinion expressed in this document, whether in general or both on the performance of individual securities and in a wider economic context, represents the views of Hawksmoor at the time of preparation and may be subject to change. Past performance is not a guide to future performance. The value of an investment and any income from it can fall as well as rise as a result of market and currency fluctuations. You may not get back the amount you originally invested. All information referred herein is at the report date unless otherwise stated.

Manager Information

The Hawksmoor Model Portfolio Service is managed by:

Richard Philbin
CIO-Investment
Solutions



Kishan Raja
Investment Manager



For more information, please contact Jill Gill on 01392 454708 or at jill.gill@hawksmoorim.co.uk

Availability

This Portfolio is available on the following platforms: Aegon Retirement, Aviva, IFDL, Novia, Quilter, Standard Life Wrap, Transact

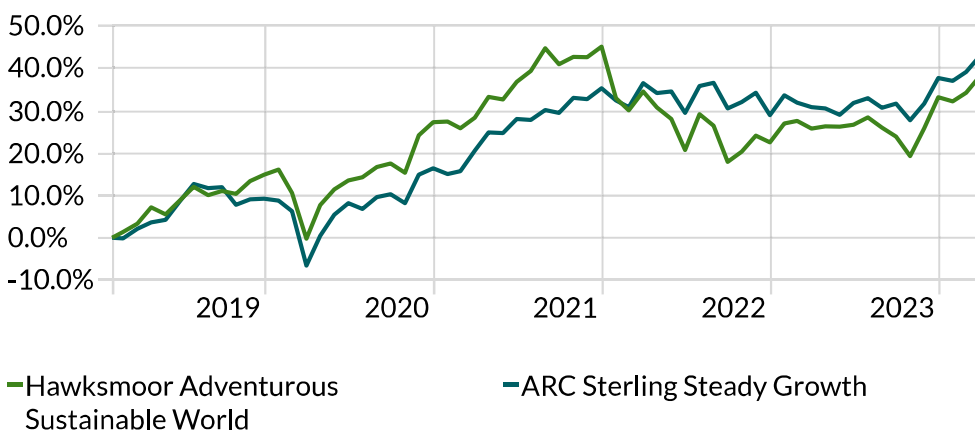
Hawksmoor Adventurous Sustainable World (60-80% Equity)

As of 31/03/2024

Objective

Adventurous (60–80% Equity) portfolios are intended for clients seeking returns similar to global equity markets, though not to the exclusion of capital preservation. The Portfolio value will tend to rise and fall with equity markets. The portfolio will be managed with an asset allocation and risk profile consistent with a Defaqto Risk Profile of 6. You should be looking to invest for at least 7 years. The objective of this portfolio is to invest into funds with a Sustainable or Ethical mandate and seeks to provide returns from a combination of income and capital growth.

Performance (from inception)



Cumulative Performance

	3 M	1 Year	3 Years	5 Years	Since Inception
Hawksmoor Adventurous Sustainable World	3.79	9.95	7.74	33.87	6.30
ARC Sterling Steady Growth	3.83	9.32	18.68	40.04	7.29

Annual Performance

	YTD	2023	2022	2021	2020
Hawksmoor Adventurous Sustainable World	9.95	8.72	5.07	4.96	-15.59
ARC Sterling Steady Growth	9.32	6.80	0.88	1.76	-4.65

There may be small variations in portfolio yield and past performance of the portfolio between platforms due to share class and fund availability, and because of the timing of the trading. Performance data sourced from Morningstar (total return, bid to bid, excluding fund rebates, and excluding fees applied by the platform and adviser, but including Hawksmoor's fee). These figures refer to the past and past performance is not a reliable indicator of future results.



Portfolio Facts

Inception Date:	04/02/2019
Estimated Portfolio Yield (%):	2.13
5 Year Return (%):	5.79
# of Holdings:	20
Hawksmoor annual management charge (%):	0.25
Ongoing charges of underlying funds (%):	0.71
Transactional and incidental costs of underlying funds (%):	0.18

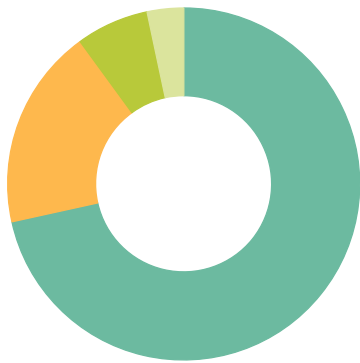
Ratings



Top Holdings

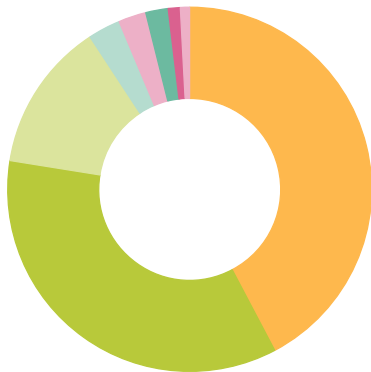
Fund Name	Portfolio Weighting %
Janus Henderson UK Responsible Inc I Inc	9
Royal London Sustainable Leaders C Inc	9
Liontrust Sust Fut Gbl Gr 2 Net Acc	7
Janus Henderson Global Sust Eq I Inc	7
CT Responsible Global Equity 2 Inc	7
Close Sustainable Select Fixed Inc X Acc	7
EdenTree Responsible & Sust Gbl Eq B	6
Ninety One Global Environment I Inc	5
iShares UK Equity ESG Index (UK) D Acc	5
Rathbone Ethical Bond I Inc	5

Asset Allocation



	%
Equity	72
Bond	18
Cash	7
Other	3
Total	100

Equity Region Exposure Breakdown



	%
North America	42
United Kingdom	35
Europe Developing	13
Asia Emerging	3
Japan	2
Asia Developing	2
Australasia	1
Other	1
Total	100

There may be small variations in the holdings and asset allocation of the portfolio between platforms due to share class and fund availability. Where a fund is not available on a platform, a suitable alternative is chosen. There may be some circumstances when certain investments (e.g. property funds) may not be readily realisable and investors may experience difficulty in selling the investment or in obtaining reliable information as to its value. The values may not equal 100 due to rounding.

Important Information. For Professional Advisers only. This document is issued by Hawksmoor Investment Management Limited ("Hawksmoor") which is authorised and regulated by the Financial Conduct Authority. Hawksmoor's registered office is 2nd Floor Stratus House, Emperor Way, Exeter Business Park, Exeter, Devon EX1 3QS. Company Number: 6307442. This document does not constitute an offer or invitation to any person, nor should its content be interpreted as investment or tax advice for which you should consult your financial adviser and/or accountant. The information and opinions herein are compiled from sources believed to be reliable at the time of writing and are given in good faith, but no representation is made as to their accuracy, completeness, or correctness. Any opinion expressed in this document, whether in general or both on the performance of individual securities and in a wider economic context, represents the views of Hawksmoor at the time of preparation and may be subject to change. Past performance is not a guide to future performance. The value of an investment and any income from it can fall as well as rise as a result of market and currency fluctuations. You may not get back the amount you originally invested. All information referred herein is at the report date unless otherwise stated.

Source: Morningstar Direct

Manager Information

The Hawksmoor Model Portfolio Service is managed by:

Richard Philbin
CIO-Investment
Solutions



Kishan Raja
Investment Manager



For more information, please contact Jill Gill on 01392 454708 or at jill.gill@hawksmoorim.co.uk

Availability

This Portfolio is available on the following platforms: Aegon Retirement, Aviva, IFDL, Novia, Quilter, Standard Life Wrap, Transact

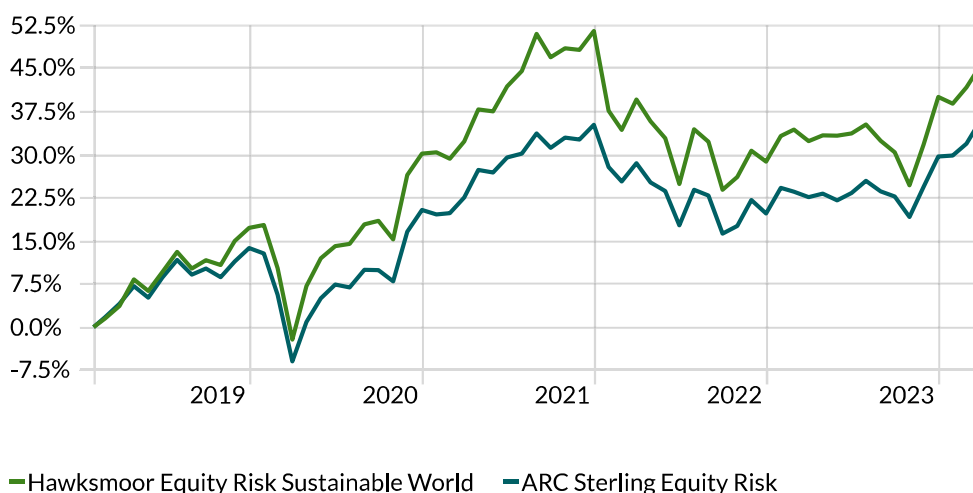
Hawksmoor Equity Risk Sustainable World (80-100% Equity)

As of 31/03/2024

Objective

Equity Risk (80–100% Equity) portfolios are intended for clients seeking returns similar to global equity markets. The Portfolio value will tend to rise and fall with equity markets. The portfolio will be managed with an asset allocation and risk profile consistent with a Defaqto Risk Profile of 7. You should be looking to invest for at least 7 years. The objective of this portfolio is to invest into funds with a Sustainable or Ethical mandate and seeks to provide returns from a combination of income and capital growth.

Performance (from inception)




Cumulative Performance

	3 M	1 Year	3 Years	5 Years	Since Inception
Hawksmoor Equity Risk Sustainable World	7.06	10.10	10.18	40.62	7.38
ARC Sterling Equity Risk	5.52	11.06	11.07	30.81	6.59

Annual Performance

	YTD	2023	2022	2021	2020
Hawksmoor Equity Risk Sustainable World	10.10	8.73	5.30	7.06	-14.98
ARC Sterling Equity Risk	11.06	8.30	5.53	4.76	-11.40

There may be small variations in portfolio yield and past performance of the portfolio between platforms due to share class and fund availability, and because of the timing of the trading. Performance data sourced from Morningstar (total return, bid to bid, excluding fund rebates, and excluding fees applied by the platform and adviser, but including Hawksmoor's fee). These figures refer to the past and past performance is not a reliable indicator of future results.




HAWKSMOOR


INVESTMENT MANAGEMENT


Portfolio Facts


Inception Date:	04/02/2019
Estimated Portfolio Yield (%):	1.78
5 Year Return (%):	6.91
# of Holdings:	20
Hawksmoor annual management charge (%):	0.25
Ongoing charges of underlying funds (%):	0.71
Transactional and incidental costs of underlying funds (%):	0.22

Ratings





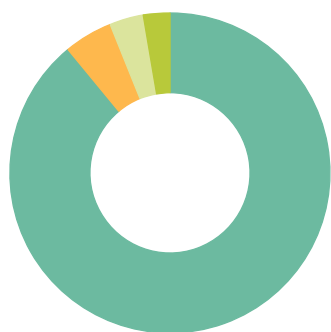




Top Holdings

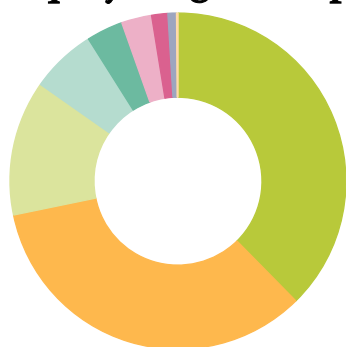
Fund Name	Portfolio Weighting %
iShares UK Equity ESG Index (UK) D Acc	9
Janus Henderson UK Responsible Inc I Inc	9
Royal London Sustainable Leaders C Inc	9
EdenTree Responsible & Sust Gbl Eq B	7
Janus Henderson Global Sust Eq I Inc	7
CT Responsible Global Equity 2 Inc	7
Baillie Gifford Rspnb Glb Eq Inc B Inc	6
Stewart Inv APAC Ldrs Sstby B GBP Inc	6
Liontrust Sust Fut UK Gr 2 Net Acc	6
Close Sustainable Select Fixed Inc X Acc	5

Asset Allocation



	%
Equity	89
Bond	5
Other	3
Cash	3
Total	100

Equity Region Exposure Breakdown



	%
United Kingdom	38
North America	34
Europe Developing	13
Asia Emerging	6
Asia Developing	4
Japan	3
Australasia	2
Latin America	1
Africa/Middle East	0
Europe Emerging	0
Total	100

There may be small variations in the holdings and asset allocation of the portfolio between platforms due to share class and fund availability. Where a fund is not available on a platform, a suitable alternative is chosen. There may be some circumstances when certain investments (e.g. property funds) may not be readily realisable and investors may experience difficulty in selling the investment or in obtaining reliable information as to its value. The values may not equal 100 due to rounding.

Important Information. For Professional advisers only. This document is issued by Hawksmoor Investment Management Limited ("Hawksmoor") which is authorised and regulated by the Financial Conduct Authority. Hawksmoor's registered office is 2nd Floor Stratus House, Emperor Way, Exeter Business Park, Exeter, Devon EX1 3QS. Company Number: 6307442. This document does not constitute an offer or invitation to any person, nor should its content be interpreted as investment or tax advice for which you should consult your financial adviser and/or accountant. The information and opinions herein are compiled from sources believed to be reliable at the time of writing and are given in good faith, but no representation is made as to their accuracy, completeness, or correctness. Any opinion expressed in this document, whether in general or both on the performance of individual securities and in a wider economic context, represents the views of Hawksmoor at the time of preparation and may be subject to change. Past performance is not a guide to future performance. The value of an investment and any income from it can fall as well as rise as a result of market and currency fluctuations. You may not get back the amount you originally invested. All information referred herein is at the report date unless otherwise stated.

Manager Information

The Hawksmoor Model Portfolio Service is managed by:

Richard Philbin
CIO-Investment
Solutions



Kishan Raja
Investment Manager



For more information, please contact Jill Gill on 01392 454708 or at jill.gill@hawksmoorim.co.uk

Availability

This Portfolio is available on the following platforms: Aegon Retirement, Aviva, IFDL, Novia, Quilter, Standard Life Wrap, Transact