



# MI HAWKSMOOR GLOBAL OPPORTUNITIES FUND



31st May 2022

## FUND INFORMATION

### Investment Objective

The investment objective of the Fund is to provide capital growth.

### Investment Policy

The Fund's portfolio will consist primarily of a diversified range of open and closed ended funds. The portfolio will be actively managed, with the Investment Manager seeking to take advantage of inefficiencies in the pricing of closed ended funds and significant movements in financial markets. These global opportunities will be unconstrained by region or sector and may be volatile in the short term. Through its investments in these collectives, the portfolio will be exposed to a range of asset classes (such as equities, bonds, property and commodities), underlying currencies, geographic spread and funds managed by a variety of fund management groups and style of investment manager.


### Investment Outcome

The Fund's primary aim is to deliver capital growth, after charges, in excess of general markets over the long term (defined as rolling periods of at least 5 years). In order to achieve this, the managers will invest in a variety of financial assets (with a minimum exposure to equities of 60%), which can be volatile.


## RATINGS AND AWARDS



## CONTACT INFORMATION



**David Chapman**  
Business Development Manager  
[david.chapman@hawksmoorfm.co.uk](mailto:david.chapman@hawksmoorfm.co.uk)  
07384 114953



**Kieran Daly**  
Business Development Manager  
[kieran.daly@hawksmoorfm.co.uk](mailto:kieran.daly@hawksmoorfm.co.uk)  
07551 794070

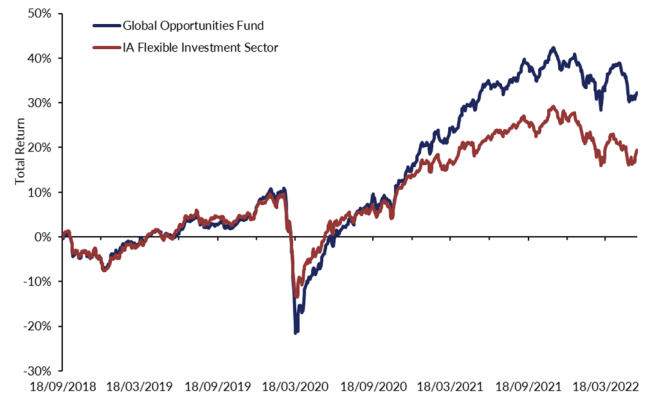
[www.hawksmoorim.co.uk](http://www.hawksmoorim.co.uk)

### Authorised Corporate Director:

Maitland Institutional Services Ltd, Hamilton Centre, Rodney Way, Chelmsford, Essex, CM1 3BY

Dealing Line: 0345 026 4283

## PERFORMANCE



### Cumulative performance % growth to last month end

	Annualised since launch	Since launch	3 years	1 year	3 months
<b>Fund</b>	7.8	32.2	32.0	-0.3	0.5
Sector	4.9	19.4	19.8	-1.1	0.0
Quartile in Sector	1	1	1	2	2

### Discrete annual performance % growth to last quarter end

	1 year to 31/03/22	1 year to 31/03/21	1 year to 31/03/20	1 year to 31/03/19	1 year to 31/03/18
<b>Fund</b>	11.1	47.1	-14.8	-	-
Quartile in Sector	1	1	4	-	-



Source: FE fundinfo. All figures are presented after charges and fees plus any income credited during the period, on a total return basis, bid to bid in GBP. All information is at 31/05/2022 for the C Acc share class unless otherwise stated. C Acc share class launched 18/09/2018.

## TOP 20 HOLDINGS

	Weighting
Oakley Capital Investments	4.7%
Polar Capital UK Value Opportunities	4.5%
Prusik Asian Equity Income	4.4%
CIM Dividend Income	4.1%
Jupiter Gold & Silver	3.9%
Phoenix Spree Deutschland	3.6%
Ninety One Global Gold	3.5%
Crux UK Special Situations	3.3%
Urban Logistics REIT	2.8%
Teviot UK Smaller Companies	2.6%
De Lisle America	2.5%
Strategic Equity Capital	2.4%
River & Mercantile UK Micro Cap	2.1%
Taylor Maritime	2.1%
Allianz UK Listed Opportunities	2.0%
Polar Capital Global Insurance	2.0%
Bellevue Healthcare	2.0%
Fiera Atlas Global Companies	2.0%
Tufton Oceanic	1.9%
BMO Private Equity Trust	1.9%

## FUND FACTS

**Launch Date:** 18th September 2018

**Fund Size:** £40.5

**Total Number of Holdings:** 53

**Exposure to Investment Trusts:** 52.7%

**Type of Fund:** OEIC UK UCITS Scheme

**Sector:** IA Flexible Investment

**ISA Availability:** Yes

**Fund Managers:** Ben Conway, Daniel Lockyer and Ben Mackie assisted by Dan Cartridge

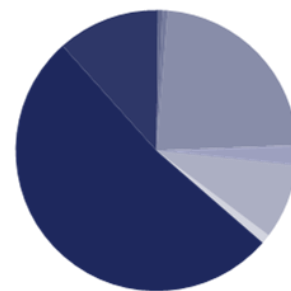
**Price:** Available at [www.hawksmoorim.co.uk](http://www.hawksmoorim.co.uk) and [www.maitlandgroup.com](http://www.maitlandgroup.com)

**Platform Availability:** 7IM, Aegon, AJ Bell Investcentre, Aviva, Elevate, Embark, Fidelity FundsNetwork, Fundament, Hargreaves Lansdown, Interactive Investor, James Hay, Novia, Pershing Nexus, Quilter, Quilter Ireland, Standard Life, Transact, True Potential, Zurich

## PORTFOLIO BREAKDOWN

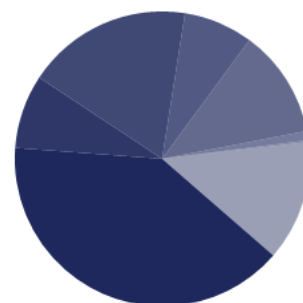
### Asset Breakdown

- Equities 52%
- Private Equity 11.8%
- Convertible Bonds 0.5%
- Other Bonds 0.6%
- Real Assets 23.1%
- Other Assets 2.3%
- Precious Metal Equities 8.6%
- Cash 1.1%



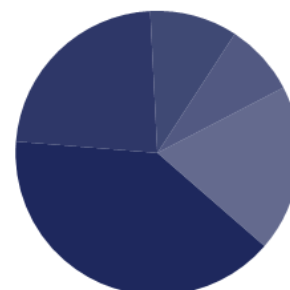
### Geographic Breakdown

- UK 39.8%
- Europe ex UK 8.1%
- North America 18.2%
- Japan 7.6%
- Asia ex Japan 11.9%
- Emerging Markets 1%
- Frontier Markets 0.2%
- Other 13.2%



### Currency Breakdown

- Sterling 39.9%
- US Dollar 22.9%
- Euro 10%
- Japanese Yen 8.2%
- Other 19%



## SHARE CLASS IDENTIFIERS

	C Accumulation	D Accumulation
Sedol	BG38228	BG38240
ISIN	GB00BG382281	GB00BG382406

## COSTS AND CHARGES

	C GBP	D GBP
<b>Costs included in the OCF:</b>		
Annual Management Charge (AMC)	0.75%	0.50%
Underlying Fund Costs*	0.41%	0.41%
Administration Costs*	0.24%	0.24%
<b>Ongoing Charge (OCF)*</b>	<b>1.40%</b>	<b>1.15%</b>
<b>Additional Costs not included in the OCF:</b>		
Transaction Costs*	0.21%	0.21%
Incidental Costs	0.00%	0.00%
<b>Total Cost of Investing (OCF plus Additional Costs)</b>	<b>1.61%</b>	<b>1.36%</b>
Minimum Investment Amount	£5,000 <sup>^</sup>	£30,000,000
Platform Availability	Yes	Yes

\*As at 31/10/2021

<sup>^</sup> Waived on all platforms

## DEFINITIONS

<b>Administration Costs</b>	Including charges of the Authorised Corporate Director, Administrator, Depositary etc
<b>Annual Management Charge</b>	The only fee that Hawksmoor receive for the management of the Funds
<b>Bonds</b>	Debt issued by a company (corporate) or government (sovereign) in order to raise money
<b>Equities</b>	Shares in a company
<b>Incidental Costs</b>	The performance fee on the Fund - <i>our three Funds do not have performance fees</i>
<b>OCF</b>	The Ongoing Charge Figure (OCF) is the estimated annual charge for investing in a Fund
<b>OEIC</b>	An Open-Ended Investment Company is a type of investment vehicle that can vary in size and invests in other companies or funds
<b>Real Assets</b>	'Physical or intellectual property' assets where the value is expected to keep pace with inflation, such as property, ships or precious metal bullion
<b>Transaction Costs</b>	The charges associated with buying and selling the underlying holdings
<b>Underlying Fund Costs</b>	The charges of the underlying holdings, excluding listed investment trusts

## IMPORTANT INFORMATION

This financial promotion is issued by Hawksmoor Fund Managers which is a trading name of Hawksmoor Investment Management ("Hawksmoor"), the investment manager of the MI Hawksmoor Global Opportunities Fund ("Fund"). Hawksmoor is authorised and regulated by the Financial Conduct Authority. Hawksmoor's registered office is 2nd Floor Stratus House, Emperor Way, Exeter Business Park, Exeter, Devon EX1 3QS. Company Number: 6307442. The Fund's Authorised Corporate Director, Maitland Institutional Services Ltd ("Maitland") is also authorised and regulated by the Financial Conduct Authority. This document does not constitute an offer or invitation to any person, nor should its content be interpreted as investment or tax advice for which you should consult your financial adviser and/or accountant. The information and opinions it contains have been compiled or arrived at from sources believed to be reliable at the time and are given in good faith, but no representation is made as to their accuracy, completeness or correctness. Hawksmoor, its directors, officers, employees and their associates may have a holding in the Fund. Any opinion expressed in this document, whether in general or both on the performance of individual securities and in a wider economic context, represents the views of Hawksmoor at the time of preparation and may be subject to change. Past performance is not a guide to future performance. The value of an investment and any income from it can fall as well as rise as a result of market and currency fluctuations. You may not get back the amount you originally invested. Please read the Prospectus and the relevant version of the Key Investor Information Document ("KIID") which can be found on our website [www.hawksmoorim.co.uk](http://www.hawksmoorim.co.uk) before making an investment. All information referred herein is at 31/05/2022 for the C Acc share class unless otherwise stated. FPC342.