



MI HAWKSMOOR GLOBAL OPPORTUNITIES FUND



31st December 2021

FUND INFORMATION

Investment Objective

The investment objective of the Fund is to provide capital growth.

Investment Policy

The Fund's portfolio will consist primarily of a diversified range of open and closed ended funds. The portfolio will be actively managed, with the Investment Manager seeking to take advantage of inefficiencies in the pricing of closed ended funds and significant movements in financial markets. These global opportunities will be unconstrained by region or sector and may be volatile in the short term. Through its investments in these collectives, the portfolio will be exposed to a range of asset classes (such as equities, bonds, property and commodities), underlying currencies, geographic spread and funds managed by a variety of fund management groups and style of investment manager.

Investment Outcome

The Fund's primary aim is to deliver capital growth, after charges, in excess of general markets over the long term (defined as rolling periods of at least 5 years). In order to achieve this, the managers will invest in a variety of financial assets (with a minimum exposure to equities of 60%), which can be volatile.


RATINGS AND AWARDS



CONTACT INFORMATION



David Chapman
Business Development Manager
david.chapman@hawksmoorfund.co.uk
07384 114953



Kieran Daly
Business Development Manager
kieran.daly@hawksmoorfund.co.uk
07551 794070

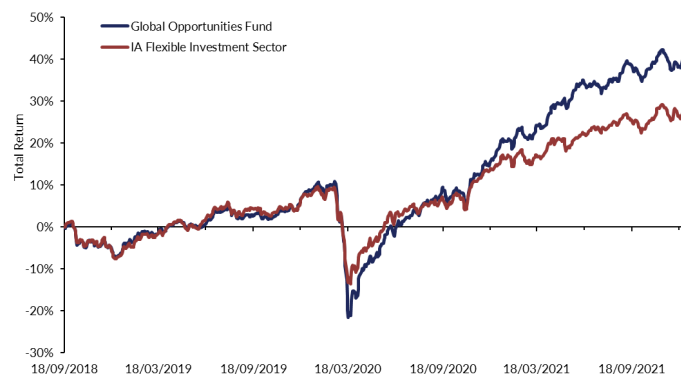
www.hawksmoorim.co.uk

Authorised Corporate Director:

Maitland Institutional Services Ltd, Hamilton Centre, Rodney Way, Chelmsford, Essex, CM1 3BY

Dealing Line: 0345 026 4283

PERFORMANCE



Cumulative performance % growth to last month end

	Annualised since launch	Since launch	3 years	1 year	3 months
Fund	10.8	39.9	50.0	18.2	2.2
Sector	7.7	27.5	37.4	11.3	2.3
Quartile in Sector	1	1	1	1	3

Discrete annual performance % growth to last quarter end

	1 year to 31/12/21	1 year to 31/12/20	1 year to 31/12/19	1 year to 31/12/18	1 year to 31/12/17
Fund	18.2	9.0	16.4	-	-
Quartile in Sector	1	2	2	-	-

Source: FE Analytics. All figures are presented after charges and fees plus any income credited during the period, on a total return basis, bid to bid in GBP. All information is at 31/12/2021 for the C Acc share class unless otherwise stated. C Acc share class launched 18/09/2018.

TOP 20 HOLDINGS

	Weighting
Oakley Capital Investments	5.6%
Polar Capital UK Value Opportunities	4.7%
Jupiter Gold & Silver	4.3%
Phoenix Spree Deutschland	4.1%
CIM Dividend Income	3.8%
Prusik Asian Equity Income	3.7%
Ninety One Global Gold	3.6%
Crux UK Special Situations	3.1%
Strategic Equity Capital	3.1%
Teviot UK Smaller Companies	2.9%
AMP Capital Global Companies	2.5%
River & Mercantile UK Micro Cap	2.4%
Augmentum Fintech	2.4%
Tufton Oceanic Assets	2.3%
Hipgnosis Songs	2.0%
Chrysalis Investments	2.0%
Jupiter Japan Income	2.0%
Taylor Maritime	2.0%
GVQ UK Focus	2.0%
ICG Enterprise	1.9%

FUND FACTS

Launch Date: 18th September 2018

Fund Size: £39.5m

Total Number of Holdings: 50

Exposure to Investment Trusts: 53.7%

Type of Fund: OEIC UK UCITS Scheme

Sector: IA Flexible Investment

ISA Availability: Yes


Fund Managers: Daniel Lockyer and Ben Conway assisted by Dan Cartridge and Ben Mackie

Price: Available at www.hawksmoorim.co.uk and www.maitlandgroup.com

Platform Availability: 7IM, Aegon, AJ Bell Investcentre, Aviva, Elevate, Embark, Fidelity FundsNetwork, Hargreaves Lansdown, Interactive Investor, James Hay, Novia, Pershing Nexus, Quilter, Quilter Ireland, Standard Life, Transact, True Potential, Zurich

PORTFOLIO BREAKDOWN


Asset Breakdown



Geographic Breakdown



Currency Breakdown



SHARE CLASS IDENTIFIERS

	C Accumulation	D Accumulation
Sedol	BG38228	BG38240
ISIN	GB00BG382281	GB00BG382406

COSTS AND CHARGES

	C GBP	D GBP
Costs included in the OCF:		
Annual Management Charge (AMC)	0.75%	0.50%
Underlying Fund Costs*	0.41%	0.41%
Administration Costs*	0.24%	0.24%
Ongoing Charge (OCF)*	1.40%	1.15%
Additional Costs not included in the OCF:		
Transaction Costs*	0.21%	0.21%
Incidental Costs	0.00%	0.00%
Total Cost of Investing (OCF plus Additional Costs)	1.61%	1.36%
Minimum Investment Amount	£5,000 [^]	£30,000,000
Platform Availability	Yes	Yes

*As at 31/10/2021

[^] Waived on all platforms

DEFINITIONS

Administration Costs	Including charges of the Authorised Corporate Director, Administrator, Depositary etc
Annual Management Charge	The only fee that Hawksmoor receive for the management of the Funds
Bonds	Debt issued by a company (corporate) or government (sovereign) in order to raise money
Equities	Shares in a company
Incidental Costs	The performance fee on the Fund if it exists - our three Funds (Vanbrugh, Distribution and Global Opportunities) do not have performance fees
OCF	The Ongoing Charge Figure (OCF) is the estimated annual charge for investing in a Fund
OEIC	An Open-Ended Investment Company is a type of investment vehicle that can vary in size and invests in other companies or funds
Real Assets	'Physical or intellectual property' assets where the value is expected to keep pace with inflation, such as property, songs or ships
Resources	Hard and soft commodities and related equities such as gold, oil or wheat
Transaction Costs	The charges associated with buying and selling the underlying holdings
Underlying Fund Costs	The charges of the underlying holdings, excluding listed investment trusts

IMPORTANT INFORMATION

This financial promotion is issued by Hawksmoor Fund Managers which is a trading name of Hawksmoor Investment Management ("Hawksmoor"), the investment manager of the MI Hawksmoor Global Opportunities Fund ("Fund"). Hawksmoor is authorised and regulated by the Financial Conduct Authority. Hawksmoor's registered office is 2nd Floor Stratus House, Emperor Way, Exeter Business Park, Exeter, Devon EX1 3QS. Company Number: 6307442. The Fund's Authorised Corporate Director, Maitland Institutional Services Ltd ("Maitland") is also authorised and regulated by the Financial Conduct Authority. This document does not constitute an offer or invitation to any person, nor should its content be interpreted as investment or tax advice for which you should consult your financial adviser and/or accountant. The information and opinions it contains have been compiled or arrived at from sources believed to be reliable at the time and are given in good faith, but no representation is made as to their accuracy, completeness or correctness. Hawksmoor, its directors, officers, employees and their associates may have a holding in the Fund. Any opinion expressed in this document, whether in general or both on the performance of individual securities and in a wider economic context, represents the views of Hawksmoor at the time of preparation and may be subject to change. Past performance is not a guide to future performance. The value of an investment and any income from it can fall as well as rise as a result of market and currency fluctuations. You may not get back the amount you originally invested. FPC18. Please read the Prospectus and the relevant version of the Key Investor Information Document ("KIID") which can be found on our website www.hawksmoorim.co.uk before making an investment. All information referred herein is at 31/12/2021 for the C Acc share class unless otherwise stated.