



5.4%

TOTAL RETURN
(LAST 1 YEAR)

1.7%

PORTFOLIO YIELD

0.25%

HAWKSMOOR ANNUAL
MANAGEMENT CHARGE

0.64%

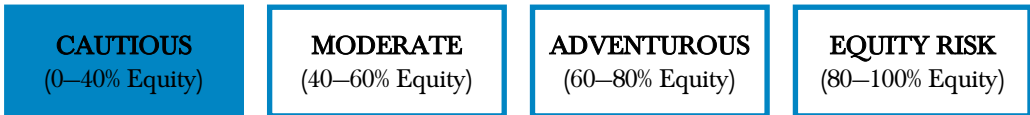
ONGOING CHARGES OF
UNDERLYING FUNDS

0.13%

TRANSACTIONAL AND
INCIDENTAL COSTS OF
UNDERLYING FUNDS

Lower Risk

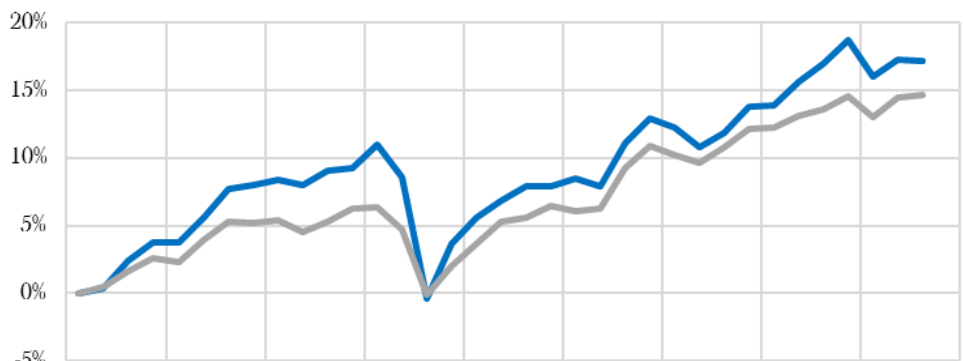
Higher Risk



Cautious (0-40% Equity) portfolios are intended for clients where a degree of equity risk is appropriate through an investment cycle, but where the longer-term preservation of capital is of primary importance. The portfolio will be managed with an asset allocation and risk profile consistent with a Defaqto Risk Profile of 3. You should be looking to invest for at least 3 years. The objective of this portfolio is to invest into funds with a Sustainable or Ethical mandate and seeks to provide returns from a combination of income and capital growth.



PERFORMANCE (as at 30/11/21)



Jan 2019 May 2019 Sep 2019 Jan 2020 May 2020 Sep 2020 Jan 2021 May 2021 Sep 2021
 — Hawksmoor Cautious (0-40% Equity) Sustainable World — ARC Sterling Cautious

	1 month	3 months	6 months	1 year	Since inception 04/02/2019
Hawksmoor Cautious (0-40% Equity) Sustainable World Portfolio	0.4	-1.0	3.4	5.4	17.2
<i>ARC Sterling Cautious</i>	0.2	-0.1	2.0	5.1	14.7

Discrete Annual Calendar	2021 (YTD)	2020	2019	2018	2017
Hawksmoor Cautious (0-40% Equity) Sustainable World Portfolio	3.8	3.4	9.3	N/A	N/A
<i>ARC Sterling Cautious</i>	3.7	4.2	6.2	N/A	N/A

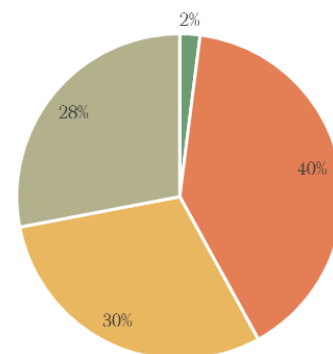
ALL MODEL PORTFOLIOS ARE AVAILABLE ON THE FOLLOWING PLATFORMS: 7IM, Aegon Retirement, Aviva, Ascentric, Fidelity FundsNetwork, Hubwise, Novia, Nucleus, Quilter, Standard Life Wrap, Transact

The performance shown is since launch (04/02/2019) on one of the platforms on which the portfolio was first available and there may be small variations in the asset allocation and past performance of the portfolio between platforms. Performance figures and charts sourced from Hawksmoor Research (total return, bid to bid, excluding fund rebates and excluding fees applied by the platform and adviser, but including Hawksmoor's fees without the VAT). These figures refer to the past and past performance is not a reliable indicator of future results.

CURRENT POSITIONING

	Yield %	Risk Score	Weight %
Cash	0.0	1	2
Fixed Income			40
EdenTree Responsible & Sustainable Sterling Bond	3.2	4	5
Royal London Ethical Bond	2.5	3.5	6
Liontrust Sustainable Future Corporate Bond	3.4	3.5	5
Rathbone Ethical Bond	3.3	3.5	5
Close Sustainable Bond	2.3	3	5
Threadneedle UK Social Bond	1.5	3	5
Aegon Ethical Corporate Bond	2.5	3	4
ASI Ethical Corporate Bond	1.9	3	5
Equities			30
Troy Trojan Ethical Income	2.0	5	3
Janus Henderson UK Responsible Income	3.8	5	3
EdenTree Responsible & Sustainable UK Equity	1.0	5	3
BMO Responsible Global Equity	0.4	5	5
Janus Henderson Global Sustainable Equity	0.2	5	5
EdenTree Responsible & Sustainable Global Equity	0.6	5.5	5
Liontrust Sustainable Future Global Growth	0.0	5.5	6
Alternatives			28
TwentyFour Sustainable Short Term Bond Income	0.0	3	7
EdenTree Responsible & Sustainable Short Dated Bond	0.9	2	6
BMO Responsible Sterling Corporate Bond	1.5	3	6
Sarasin Global Real Estate Equity	2.1	5	4
Foresight Sustainable Real Estate Securites	3.2	4	5
Weighted Average	1.7	3.8	

ASSET ALLOCATION




	Policy Range	Current
Cash	2%	2%
Fixed Income	45–65%	40%
Equities	0–40%	30%
Alternatives	15–35%	28%
Hawksmoor Risk Score	2–4	3.8


The Hawksmoor Model Portfolio Service is managed by:




Jim Wood-Smith
Chief Investment Officer,
Private Clients



Gary Martin
Investment Manager



James Clark
Senior Fund Analyst



Jill Gill
Adviser Relationship Manager




Emily Cave
MPS/ Research Assistant

For more information, please contact Jill Gill on 07846 932888 or at jill.gill@hawksmoorim.co.uk

Important Information: This financial promotion is issued by Hawksmoor Investment Management Limited (“Hawksmoor”) which is authorised and regulated by the Financial Conduct Authority. Hawksmoor’s registered office is 2nd Floor Stratus House, Emperor Way, Exeter Business Park, Exeter, Devon EX1 3QS. Company Number: 6307442. This document does not constitute an offer or invitation to any person, nor should its content be interpreted as investment or tax advice for which you should consult your financial adviser and/or accountant. The information and opinions herein are compiled from sources believed to be reliable at the time of writing and are given in good faith, but no representation is made as to their accuracy (completeness or correctness). Any opinion expressed in this document, whether in general or both on the performance of individual securities and in a wider economic context, represents the views of Hawksmoor at the time of preparation and may be subject to change (past performance is not a guide to future performance). The value of an investment and any income from it can fall as well as rise as a result of market and currency fluctuations. You may not get back the amount you originally invested. All information is at 30/11/2021 unless otherwise stated. **For professional advisers only.** HA4676

Moderate (40–60% Equity) Sustainable World



10.9%

TOTAL RETURN
(LAST 1 YEAR)

1.4%

PORTFOLIO YIELD

0.25%

HAWKSMOOR ANNUAL
MANAGEMENT CHARGE

0.72%

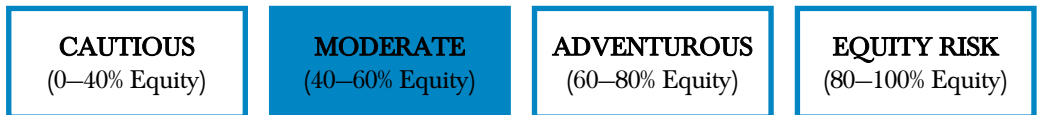
ONGOING CHARGES OF
UNDERLYING FUNDS

0.18%

TRANSACTIONAL AND
INCIDENTAL COSTS OF
UNDERLYING FUNDS

Lower Risk

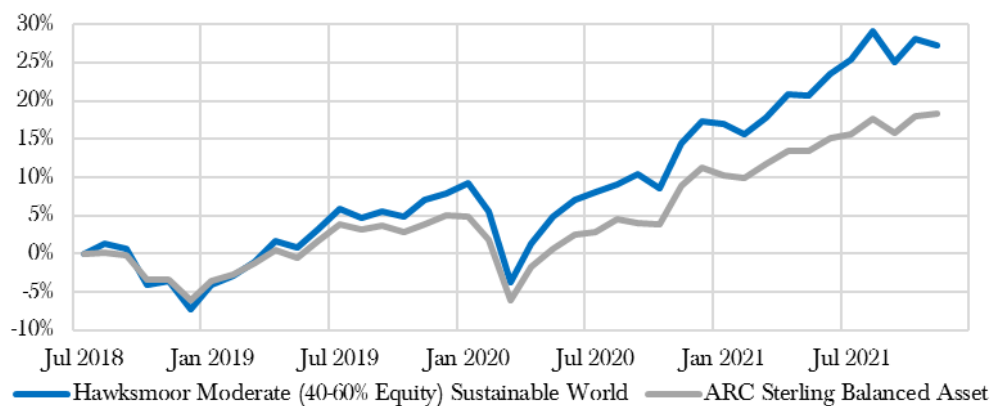
Higher Risk



Moderate (40–60% Equity) portfolios are intended for clients seeking returns in excess of inflation, typically with an equity content of close to 50%. These returns are not to the exclusion of the longer-term preservation of capital. The Portfolio value will tend to rise and fall with equity markets, but to a lesser degree. The portfolio will be managed with an asset allocation and risk profile consistent with a Defaqto Risk Profile of 5. You should be looking to invest for at least 5 years. The objective of this portfolio is to invest into funds with a Sustainable or Ethical mandate and seeks to provide returns from a combination of income and capital growth.



PERFORMANCE (as at 30/11/21)



	1 month	3 months	6 months	1 year	Since inception 16/07/2018
Hawksmoor Moderate (40-60% Equity) Sustainable World Portfolio	0.1	-1.3	5.8	10.9	27.2
<i>ARC Sterling Balanced Asset</i>	0.3	0.2	3.9	9.0	18.3

Discrete Annual Calendar	2021 (YTD)	2020	2019	2018	2017
Hawksmoor Moderate (40-60% Equity) Sustainable World Portfolio	8.4	8.2	16.4	-7.0	N/A
<i>ARC Sterling Balanced Asset</i>	6.9	4.3	11.7	-5.1	N/A

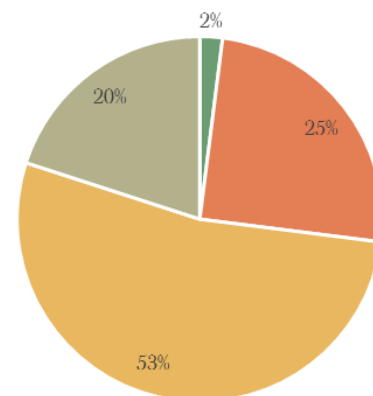
ALL MODEL PORTFOLIOS ARE AVAILABLE ON THE FOLLOWING PLATFORMS: 7IM, Aegon Retirement, Aviva, Ascentric, Fidelity FundsNetwork, Hubwise, Novia, Nucleus, Quilter, Standard Life Wrap, Transact

The performance shown is since launch (16/07/2018) on one of the platforms on which the portfolio was first available and there may be small variations in the asset allocation and past performance of the portfolio between platforms. Performance figures and charts sourced from Hawksmoor Research (total return, bid to bid, excluding fund rebates and excluding fees applied by the platform and adviser, but including Hawksmoor's fees without the VAT). These figures refer to the past and past performance is not a reliable indicator of future results.

CURRENT POSITIONING

	Yield %	Risk Score	Weight %
Cash	0.0	1	2
Fixed Income			25
EdenTree Responsible & Sustainable Sterling Bond	3.2	4	5
Liontrust Sustainable Future Corporate Bond	3.4	3.5	5
Royal London Ethical Bond	2.5	3.5	5
Rathbone Ethical Bond	3.3	3.5	5
Threadneedle UK Social Bond	1.5	3	5
Equities			53
Liontrust Sustainable Future UK Growth	0.6	5.5	4
EdenTree Responsible & Sustainable UK Equity	1.0	5	4
Janus Henderson UK Responsible Income	3.8	5	3
Troy Trojan Ethical Income	2.0	5	3
Royal London Sustainable Leaders Trust	1.2	5	4
WHEB Sustainability	0.0	6	4
BMO Responsible Global Equity	0.4	5	5
EdenTree Responsible & Sustainable Global Equity	0.6	5.5	6
Liontrust Sustainable Future Global Growth	0.0	5.5	6
Baillie Gifford Positive Change	0.0	7	4
Janus Henderson Global Sustainable Equity	0.2	5	5
Ninety One Global Environment	0.5	5.5	5
Alternatives			20
Sarasin Global Real Estate Equity	2.1	5	6
Foresight Sustainable Real Estate Securities	3.2	4	6
EdenTree Responsible & Sustainable Short Dated Bond	0.9	2	4
TwentyFour Sustainable Short Term Bond Income	0.0	3	4
Weighted Average	1.4	4.5	

ASSET ALLOCATION



	Policy Range	Current
Cash	2%	2%
Fixed Income	30–50%	25%
Equities	40–60%	53%
Alternatives	0–20%	20%
Hawksmoor Risk Score	3–5	4.5


The Hawksmoor Model Portfolio Service is managed by:




Jim Wood-Smith
Chief Investment Officer,
Private Clients



Gary Martin
Investment Manager



James Clark
Senior Fund Analyst



Jill Gill
Adviser Relationship Manager



Emily Cave
MPS/ Research Assistant

For more information, please contact Jill Gill on 07846 932888 or at jill.gill@hawksmoorim.co.uk

Important Information: This financial promotion is issued by Hawksmoor Investment Management Limited (“Hawksmoor”) which is authorised and regulated by the Financial Conduct Authority. Hawksmoor’s registered office is 2nd Floor Stratus House, Emperor Way, Exeter Business Park, Exeter, Devon EX1 3QS. Company Number: 6307442. This document does not constitute an offer or invitation to any person, nor should its content be interpreted as investment or tax advice for which you should consult your financial adviser and/or accountant. The information and opinions herein are compiled from sources believed to be reliable at the time of writing and are given in good faith, but no representation is made as to their accuracy (completeness or correctness). Any opinion expressed in this document, whether in general or both on the performance of individual securities and in a wider economic context, represents the views of Hawksmoor at the time of preparation and may be subject to change (past performance is not a guide to future performance). The value of an investment and any income from it can fall as well as rise as a result of market and currency fluctuations. You may not get back the amount you originally invested. All information is at 30/11/2021 unless otherwise stated. **For professional advisers only.** HA4677



Adventurous (60–80% Equity) Sustainable World



14.9%

TOTAL RETURN
(LAST 1 YEAR)

1.3%

PORTFOLIO YIELD

0.25%

HAWKSMOOR ANNUAL
MANAGEMENT CHARGE

0.78%

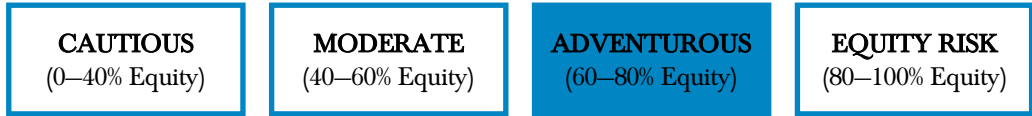
ONGOING CHARGES OF
UNDERLYING FUNDS

0.20%

TRANSACTIONAL AND
INCIDENTAL COSTS OF
UNDERLYING FUNDS

Lower Risk

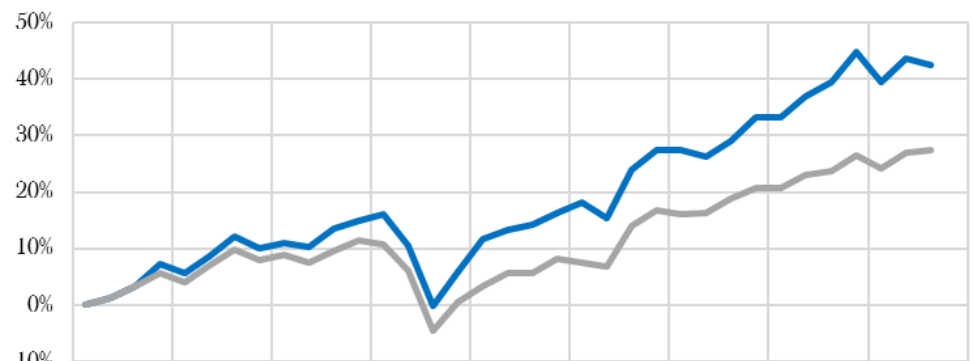
Higher Risk



Adventurous (60–80% Equity) portfolios are intended for clients seeking returns similar to global equity markets, though not to the exclusion of capital preservation. The Portfolio value will tend to rise and fall with equity markets. The portfolio will be managed with an asset allocation and risk profile consistent with a Defaqto Risk Profile of 6. You should be looking to invest for at least 7 years. The objective of this portfolio is to invest into funds with a Sustainable or Ethical mandate and seeks to provide returns from a combination of income and capital growth.



PERFORMANCE (as at 30/11/21)



Jan 2019 May 2019 Sep 2019 Jan 2020 May 2020 Sep 2020 Jan 2021 May 2021 Sep 2021

— Hawksmoor Adventurous (60-80% Equity) Sustainable World
— ARC Sterling Steady Growth

	1 month	3 months	6 months	1 year	Since inception 04/02/2019
Hawksmoor Adventurous (60-80% Equity) Sustainable World Portfolio	0.0	-1.4	7.6	14.9	42.4
<i>ARC Sterling Steady Growth</i>	0.3	0.4	5.1	12.1	27.5

<i>Discrete Annual Calendar</i>	2021(YTD)	2020	2019	2018	2017
Hawksmoor Adventurous (60-80% Equity) Sustainable World Portfolio	11.8	10.8	14.9	N/A	N/A
<i>ARC Sterling Steady Growth</i>	9.4	4.6	11.4	N/A	N/A

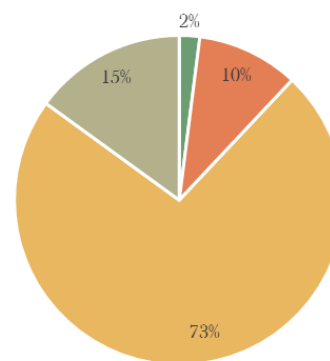
ALL MODEL PORTFOLIOS ARE AVAILABLE ON THE FOLLOWING PLATFORMS: 7IM, Aegon Retirement, Aviva, Ascentric, Fidelity FundsNetwork, Hubwise, Novia, Nucleus, Quilter, Standard Life Wrap, Transact

The performance shown is since launch (04/02/2019) on one of the platforms on which the portfolio was first available and there may be small variations in the asset allocation and past performance of the portfolio between platforms. Performance figures and charts sourced from Hawksmoor Research (total return, bid to bid, excluding fund rebates and excluding fees applied by the platform and adviser, but including Hawksmoor's fees without the VAT). These figures refer to the past and past performance is not a reliable indicator of future results.

CURRENT POSITIONING


	Yield %	Risk Score	Weight %
Cash	0.0	1	2
Fixed Income			10
EdenTree Responsible & Sustainable Sterling Bond	3.2	4	4
Rathbone Ethical Bond	3.3	3.5	3
Royal London Ethical Bond	2.5	3.5	3
Equities			73
Liontrust Sustainable Future UK Growth	0.6	5.5	4
EdenTree Responsible & Sustainable UK Equity	1.0	5	5
Janus Henderson UK Responsible Income	3.8	5	4
Unicorn UK Ethical Income	3.8	6	4
Troy Trojan Ethical Income	2.0	5	3
Royal London Sustainable Leaders Trust	1.2	5	5
Liontrust Sustainable Future Global Growth	0.0	5.5	7
Baillie Gifford Positive Change	0.0	7	7
EdenTree Responsible & Sustainable Global Equity	0.6	5.5	6
WHEB Sustainability	0.7	6	7
Janus Henderson Global Sustainable Equity	0.2	5	7
BMO Responsible Global Equity	0.4	5	7
Ninety One Global Environment	0.5	5.5	7
Alternatives			15
Sarasin Global Real Estate Equity	2.1	5	5
Foresight Sustainable Real Estate Securities	3.2	4	6
TwentyFour Sustainable Short Term Bond Income	0.0	3	4
Weighted Average	1.3	5.0	

ASSET ALLOCATION




	Policy Range	Current
Cash	2%	2%
Fixed Income	10–30%	10%
Equities	60–80%	73%
Alternatives	0–20%	15%
Hawksmoor Risk Score	4–6	5.0


The Hawksmoor Model Portfolio Service is managed by:




Jim Wood-Smith
Chief Investment Officer,
Private Clients



Gary Martin
Investment Manager



James Clark
Senior Fund Analyst



Jill Gill
Adviser Relationship Manager



Emily Cave
MPS/ Research Assistant

For more information, please contact Jill Gill on 07846 932888 or at jill.gill@hawksmoorim.co.uk

Important Information: This financial promotion is issued by Hawksmoor Investment Management Limited (“Hawksmoor”) which is authorised and regulated by the Financial Conduct Authority. Hawksmoor’s registered office is 2nd Floor Stratus House, Emperor Way, Exeter Business Park, Exeter, Devon EX1 3QS. Company Number: 6307442. This document does not constitute an offer or invitation to any person, nor should its content be interpreted as investment or tax advice for which you should consult your financial adviser and/or accountant. The information and opinions herein are compiled from sources believed to be reliable at the time of writing and are given in good faith, but no representation is made as to their accuracy (completeness or correctness). Any opinion expressed in this document, whether in general or both on the performance of individual securities and in a wider economic context, represents the views of Hawksmoor at the time of preparation and may be subject to change (past performance is not a guide to future performance). The value of an investment and any income from it can fall as well as rise as a result of market and currency fluctuations. You may not get back the amount you originally invested. All information is at 30/11/2021 unless otherwise stated. **For professional advisers only.** HA4678

Equity Risk (80–100% Equity) Sustainable World



17.2%

TOTAL RETURN
(LAST 1 YEAR)

1.1%

PORTFOLIO YIELD

0.25%

HAWKSMOOR ANNUAL
MANAGEMENT CHARGE

0.80%

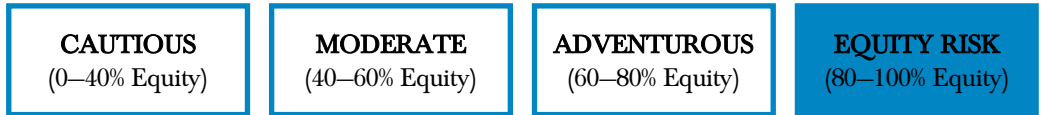
ONGOING CHARGES OF
UNDERLYING FUNDS

0.19%

TRANSACTIONAL AND
INCIDENTAL COSTS OF
UNDERLYING FUNDS

Lower Risk

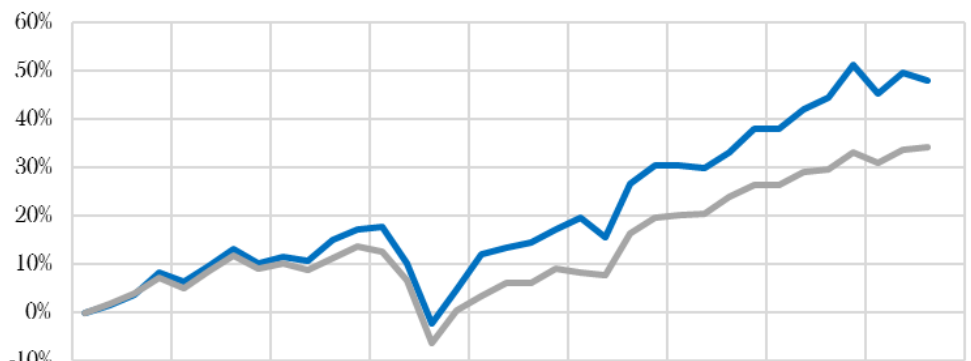
Higher Risk



Equity Risk (80–100% Equity) portfolios are intended for clients seeking returns similar to global equity markets. The Portfolio value will tend to rise and fall with equity markets. The portfolio will be managed with an asset allocation and risk profile consistent with a Defaqto Risk Profile of 7. You should be looking to invest for at least 7 years. The objective of this portfolio is to invest into funds with a Sustainable or Ethical mandate and seeks to provide returns from a combination of income and capital growth.



PERFORMANCE (as at 30/11/21)



Jan 2019 May 2019 Sep 2019 Jan 2020 May 2020 Sep 2020 Jan 2021 May 2021 Sep 2021
 — Hawksmoor Equity Risk (80-100% Equity) Sustainable World — ARC Sterling Equity Risk

	1 month	3 months	6 months	1 year	Since inception 04/02/2019
Hawksmoor Equity Risk (80-100% Equity) Sustainable World Portfolio	-0.2	-1.8	7.8	17.2	48.1
<i>ARC Sterling Equity Risk</i>	0.3	0.4	5.8	15.1	34.2

Discrete Annual Calendar	2021 (YTD)	2020	2019	2018	2017
Hawksmoor Equity Risk (80-100% Equity) Sustainable World Portfolio	13.7	11.0	17.3	N/A	N/A
<i>ARC Sterling Equity Risk</i>	11.5	5.8	13.7	N/A	N/A

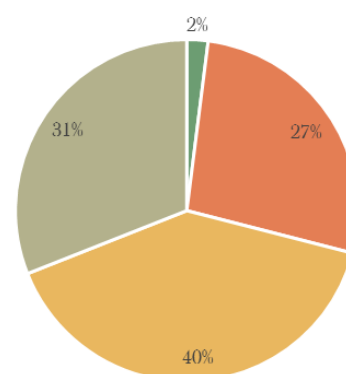
ALL MODEL PORTFOLIOS ARE AVAILABLE ON THE FOLLOWING PLATFORMS: 7IM, Aegon Retirement, Aviva, Ascentric, Fidelity FundsNetwork, Hubwise, Novia, Nucleus, Quilter, Standard Life Wrap, Transact

The performance shown is since launch (04/02/2019) on one of the platforms on which the portfolio was first available and there may be small variations in the asset allocation and past performance of the portfolio between platforms. Performance figures and charts sourced from Hawksmoor Research (total return, bid to bid, excluding fund rebates and excluding fees applied by the platform and adviser, but including Hawksmoor's fees without the VAT). These figures refer to the past and past performance is not a reliable indicator of future results.

CURRENT POSITIONING

	Yield %	Risk Score	Weight %
Cash	0.0	1	2
UK Equities			27
Liontrust Sustainable Future UK Growth	0.6	5.5	6
EdenTree Responsible & Sustainable UK Equity	1.0	5	6
Unicorn UK Ethical Income	3.8	6	5
Janus Henderson UK Responsible Income	3.8	5	5
Troy Trojan Ethical Income	2.0	5	5
Global Equities			40
Liontrust Sustainable Future Global Growth	0.0	5.5	7
EdenTree Responsible & Sustainable Global Equity	0.6	5.5	7
BMO Responsible Global Equity	0.4	5	7
Ninety One Global Environment	0.5	5.5	6
Janus Henderson Global Sustainable Equity	0.2	5	7
Baillie Gifford Responsible Global Equity Income	2.0	5	6
Thematic Equities			31
WHEB Sustainability	0.7	6	7
Baillie Gifford Positive Change	0.0	7	7
Sarasin Global Real Estate Equity	2.1	5	3
Foresight Sustainable Real Estate Securities	3.2	4	4
Royal London Sustainable Leaders Trust	1.2	5	6
Stewart Investors Asia Pacific Leaders Sustainability	0.3	5	4
Weighted Average	1.1	5.3	

ASSET ALLOCATION




	Policy Range	Current
Cash	2%	2%
UK Equities		27%
Global Equities	80–100%	40%
Thematic Equities		31%
Hawksmoor Risk Score	5–8	5.3


The Hawksmoor Model Portfolio Service is managed by:




Jim Wood-Smith
Chief Investment Officer,
Private Clients



Gary Martin
Investment Manager



James Clark
Senior Fund Analyst



Jill Gill
Adviser Relationship Manager



Emily Cave
MPS/ Research Assistant

For more information, please contact Jill Gill on 07846 932888 or at jill.gill@hawksmoorim.co.uk

Important Information: This financial promotion is issued by Hawksmoor Investment Management Limited (“Hawksmoor”) which is authorised and regulated by the Financial Conduct Authority. Hawksmoor’s registered office is 2nd Floor Stratus House, Emperor Way, Exeter Business Park, Exeter, Devon EX1 3QS. Company Number: 6307442. This document does not constitute an offer or invitation to any person, nor should its content be interpreted as investment or tax advice for which you should consult your financial adviser and/or accountant. The information and opinions herein are compiled from sources believed to be reliable at the time of writing and are given in good faith, but no representation is made as to their accuracy (completeness or correctness). Any opinion expressed in this document, whether in general or both on the performance of individual securities and in a wider economic context, represents the views of Hawksmoor at the time of preparation and may be subject to change (past performance is not a guide to future performance). The value of an investment and any income from it can fall as well as rise as a result of market and currency fluctuations. You may not get back the amount you originally invested. All information is at 30/11/2021 unless otherwise stated. **For professional advisers only.** HA4679