

Cautious (0–40% Equity) Higher Income



6.4%

TOTAL RETURN
(LAST 1 YEAR)

2.3%

PORTFOLIO YIELD

0.25%

HAWKSMOOR ANNUAL
MANAGEMENT CHARGE

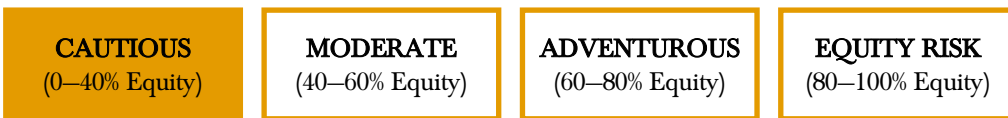
0.62%

ONGOING CHARGES OF
UNDERLYING FUNDS

0.13%

TRANSACTIONAL AND
INCIDENTAL COSTS OF
UNDERLYING FUNDS

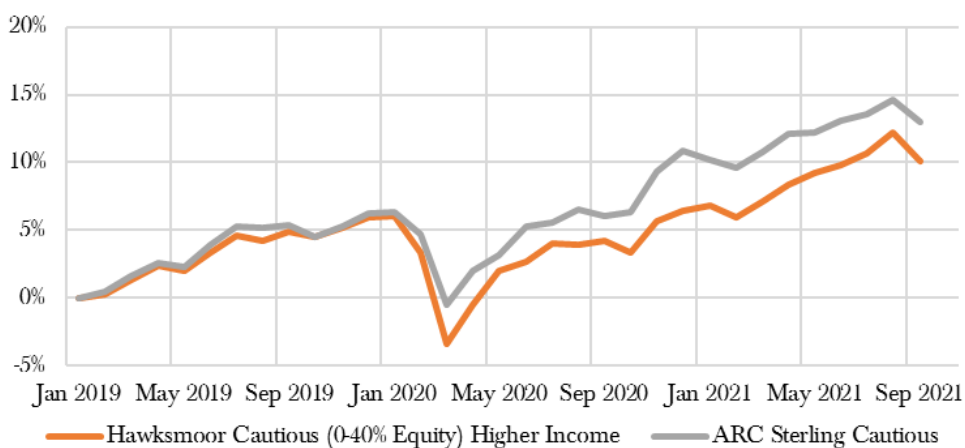
Lower Risk Higher Risk



Cautious (0 –40% Equity) portfolios are intended for clients where a degree of equity risk is appropriate through an investment cycle, but where the longer-term preservation of capital is of primary importance. The portfolio will be managed with an asset allocation and risk profile consistent with a Defaqto Risk Profile of 3. You should be looking to invest for at least 3 years. The objective of this portfolio is to provide returns primarily from income.



PERFORMANCE (as at 30/09/21)



	1 month	3 months	6 months	1 year	Since inception 04/02/2019
Hawksmoor Cautious (0-40% Equity) Higher Income Portfolio	-1.3	1.0	3.4	6.4	10.1
<i>ARC Sterling Cautious</i>	-1.4	-0.2	2.2	5.7	13.0

<i>Discrete Annual Calendar</i>	2021(YTD)	2020	2019	2018	2017
Hawksmoor Cautious (0-40% Equity) Higher Income Portfolio	2.9	1.0	6.0	N/A	N/A
<i>ARC Sterling Cautious</i>	2.1	4.2	6.2	N/A	N/A

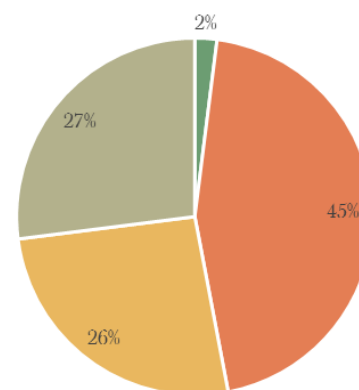
ALL MODEL PORTFOLIOS ARE AVAILABLE ON THE FOLLOWING PLATFORMS: 7IM, Aegon Retirement, Aviva, Ascentric, Fidelity FundsNetwork, Novia, Nucleus, Quilter Standard Life Wrap, Transact

The performance shown is since launch (04/02/2019) on one of the platforms on which the portfolio was first available and there may be small variations in the asset allocation and past performance of the portfolio between platforms. Performance figures and charts sourced from Hawksmoor Research (total return, bid to bid, excluding fund rebates and excluding fees applied by the platform and adviser, but including Hawksmoor's fees without the VAT). These figures refer to the past and past performance is not a reliable indicator of future results.

CURRENT POSITIONING

	Yield %	Risk Score	Weight %
Cash	0.0	1	2
Fixed Income			45
Royal London Short Dur. Global High Yield Bond	4.5	3	3
TwentyFour Monument Bond	1.4	3	5
Aviva Strategic Bond	2.2	4	5
Vanguard UK Short-Term Investment Grade Index	1.2	2	5
Church House Investment Grade Fixed Interest	2.2	2.5	5
M&G UK Inflation Linked Corporate Bond	0.0	2	5
Schroder Strategic Credit	4.2	3	5
Artemis Strategic Bond	4.0	3.5	5
Allianz Strategic Bond	1.9	3.5	5
M&G Global Macro Bond	1.5	4	2
Equities			26
BlackRock UK Income	3.2	5	3
Janus Henderson UK Responsible Income	3.7	5	3
iShares UK Equity Index	3.1	5	4
Fidelity Global Dividend	2.7	5	5
Schroder Global Equity Income	3.0	5	5
Janus Henderson Global Equity Income	3.2	5	6
Alternatives			27
Gravis UK Listed Property ²	6.5	4	5
Foresight Sustainable Real Estate Securities	3.3	4	6
Church House Tenax Absolute Return Strategies	0.9	2.5	4
RM Alternative Income	4.4	4	5
Fortem Capital Progressive Growth	0.0	4	4
WisdomTree Physical Gold GBP ¹	0.0	3.5	3
Weighted Average	2.3	3.7	

ASSET ALLOCATION



	Policy Range	Current
Cash	2%	2%
Fixed Income	45–65%	45%
Equities	0–40%	26%
Alternatives	15–35%	27%
Hawksmoor Risk Score	2–4	3.7


¹ WisdomTree Physical Gold is ineligible on Standard Life, Novia, Nucleus and Transact only. This allocation is instead held in L&G All Stocks Gilt Index.

² Due to fund availability Gravis UK Listed Property fund is unavailable on Aegon, Ascentric, Standard Life, Aviva, Nucleus and Old Mutual. In its place will be the Gravis UK Listed Property Feeder fund.


The Hawksmoor Model Portfolio Service is managed by:




Jim Wood-Smith
Chief Investment Officer,
Private Clients



Gary Martin
Investment Manager



James Clark
Senior Fund Analyst



Jill Gill
Adviser Relationship Manager



Emily Cave
MPS/ Research Assistant

For more information, please contact Jill Gill on 07846 932888 or at jill.gill@hawksmoorim.co.uk

Important Information: This financial promotion is issued by Hawksmoor Investment Management Limited (“Hawksmoor”) which is authorised and regulated by the Financial Conduct Authority. Hawksmoor’s registered office is 2nd Floor Stratus House, Emperor Way, Exeter Business Park, Exeter, Devon EX1 3QS. Company Number: 6307442. This document does not constitute an offer or invitation to any person, nor should its content be interpreted as investment or tax advice for which you should consult your financial adviser and/or accountant. The information and opinions herein are compiled from sources believed to be reliable at the time of writing and are given in good faith, but no representation is made as to their accuracy (completeness or correctness). Any opinion expressed in this document, whether in general or both on the performance of individual securities and in a wider economic context, represents the views of Hawksmoor at the time of preparation and may be subject to change (past performance is not a guide to future performance). The value of an investment and any income from it can fall as well as rise as a result of market and currency fluctuations. You may not get back the amount you originally invested. All information is at 30/09/2021 unless otherwise stated. **For professional advisers only.** HA4566

Moderate (40–60% Equity) Higher Income



25.5%

TOTAL RETURN
(LAST 5 YEARS)

2.7%

PORTFOLIO YIELD

0.25%

HAWKSMOOR ANNUAL
MANAGEMENT CHARGE

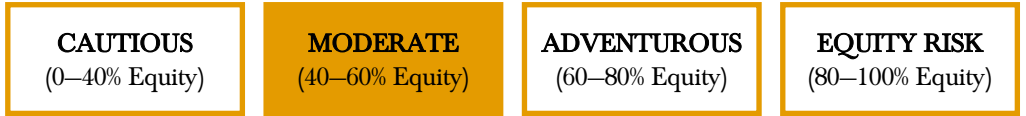
0.72%

ONGOING CHARGES OF
UNDERLYING FUNDS

0.20%

TRANSACTIONAL AND
INCIDENTAL COSTS OF
UNDERLYING FUNDS

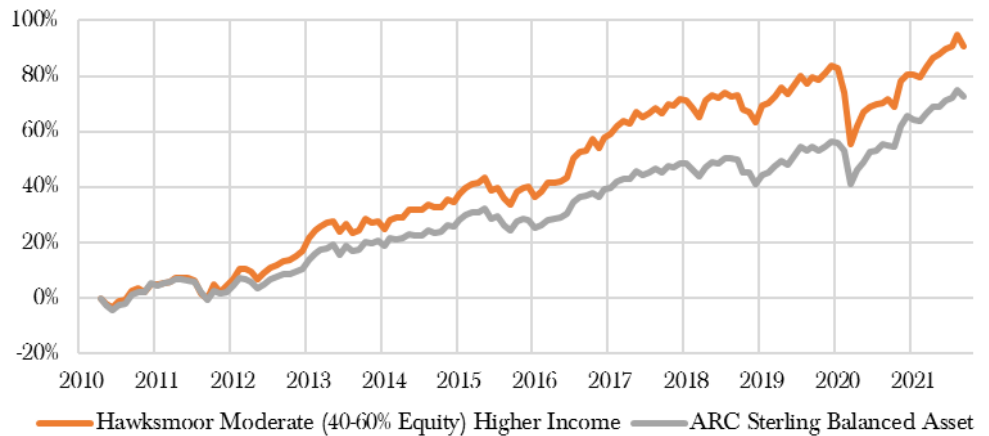
Lower Risk Higher Risk



Moderate (40–60% Equity) portfolios are intended for clients seeking returns in excess of inflation, typically with an equity content of close to 50%. These returns are not to the exclusion of the longer-term preservation of capital. The Portfolio value will tend to rise and fall with equity markets, but to a lesser degree. The portfolio will be managed with an asset allocation and risk profile consistent with a Dynamic Planner Fund Risk Profile of 5. You should be looking to invest for at least 5 years. The objective of this portfolio is to provide returns primarily from income.



PERFORMANCE (as at 30/09/21)



	3 months	1 Year	3 years	5 years	Since inception 22/04/2010
Hawkmoor Moderate (40-60% Equity) Higher Income Portfolio	1.4	12.1	11.3	25.5	90.5
<i>ARC Sterling Balanced Asset</i>	0.3	10.3	14.9	25.7	72.4

<i>Discrete Annual Calendar</i>	2021(YTD)	2020	2019	2018	2017
Hawkmoor Moderate (40-60% Equity) Higher Income Portfolio	5.2	-1.1	12.6	-5.1	8.9
<i>ARC Sterling Balanced Asset</i>	4.7	4.3	11.7	-5.1	6.7

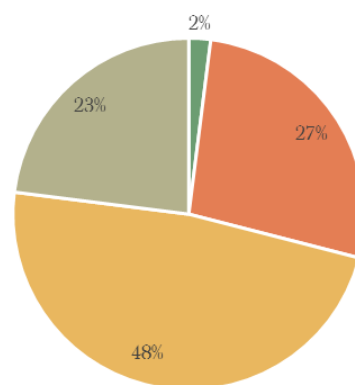
ALL MODEL PORTFOLIOS ARE AVAILABLE ON THE FOLLOWING PLATFORMS: 7IM, Aegon Retirement, Aviva, Ascentric, Fidelity FundsNetwork, Novia, Nucleus, Quilter Standard Life Wrap, Transact

The performance shown is since launch (22/04/2010) on one of the platforms on which the portfolio was first available and there may be small variations in the asset allocation and past performance of the portfolio between platforms. Performance figures and charts sourced from Hawkmoor Research (total return, bid to bid, excluding fund rebates and excluding fees applied by the platform and adviser, but including Hawkmoor's fees without the VAT). These figures refer to the past and past performance is not a reliable indicator of future results.

CURRENT POSITIONING

	Yield %	Risk Score	Weight %
Cash	0.0	1	2
Fixed Income			27
Royal London Short Dur. Global High Yield Bond	4.5	3	6
Polar Capital Global Convertibles	4.3	4	4
M&G Emerging Markets Bond	6.0	5	3
Artemis Strategic Bond	4.0	3.5	3
Allianz Strategic Bond	1.9	3.5	3
TwentyFour Monument Bond	1.4	3	4
Schroder Strategic Credit	4.2	3	4
Equities			48
BlackRock UK Income	3.2	5	4
JO Hambro UK Dynamic	2.4	6	4
Franklin UK Equity Income	4.1	5	4
iShares UK Equity Index	3.1	5	4
Liontrust US Income	1.4	5	6
BlackRock Continental European Income	3.2	5	4
Jupiter Japan Income	2.1	6	3
Schroder Asian Income	3.4	5.5	3
Fidelity Asian Dividend	3.7	5.5	2
ASI Global Emerging Markets Equity Inc	3.1	7	3
Janus Henderson Global Equity Income	3.2	5	5
Fidelity Global Dividend	2.7	5	3
WHEB Sustainability	0.7	6	3
Alternatives			23
Gravis UK Listed Property ²	6.5	4	5
Foresight Sustainable Real Estate Securities	3.3	4	4
RM Alternative Income	4.4	4	6
Fortem Capital Progressive Growth	0.0	4	5
WisdomTree Physical Gold GBP ¹	0.0	3.5	3
Weighted Average	2.7	4.5	

ASSET ALLOCATION



	Policy Range	Current
Cash	2%	2%
Fixed Income	30–50%	27%
Equities	40–60%	48%
Alternatives	0–20%	23%
Hawksmoor Risk Score	3–5	4.5


¹ WisdomTree Physical Gold is ineligible on Standard Life, Novia, Nucleus and Transact only. This allocation is instead held in L&G All Stocks Gilt Index.

² Due to fund availability Gravis UK Listed Property fund is unavailable on Aegon, Ascentric, Standard Life, Aviva, Nucleus and Old Mutual. In its place will be the Gravis UK Listed Property Feeder fund.


The Hawksmoor Model Portfolio Service is managed by:




Jim Wood-Smith
Chief Investment Officer,
Private Clients



Gary Martin
Investment Manager



James Clark
Senior Fund Analyst



Jill Gill
Adviser Relationship Manager



Emily Cave
MPS/ Research Assistant

For more information, please contact Jill Gill on 07846 932888 or at jill.gill@hawksmoorim.co.uk

Important Information: This financial promotion is issued by Hawksmoor Investment Management Limited (“Hawksmoor”) which is authorised and regulated by the Financial Conduct Authority. Hawksmoor’s registered office is 2nd Floor Stratus House, Emperor Way, Exeter Business Park, Exeter, Devon EX1 3QS. Company Number: 6307442. This document does not constitute an offer or invitation to any person, nor should its content be interpreted as investment or tax advice for which you should consult your financial adviser and/or accountant. The information and opinions herein are compiled from sources believed to be reliable at the time of writing and are given in good faith, but no representation is made as to their accuracy (completeness or correctness). Any opinion expressed in this document, whether in general or both on the performance of individual securities and in a wider economic context, represents the views of Hawksmoor at the time of preparation and may be subject to change (past performance is not a guide to future performance). The value of an investment and any income from it can fall as well as rise as a result of market and currency fluctuations. You may not get back the amount you originally invested. All information is at 30/09/2021 unless otherwise stated. **For professional advisers only.** HA4567

Adventurous (60–80% Equity) Higher Income



17.6%

TOTAL RETURN
(LAST 1 YEAR)

3.0%

PORTFOLIO YIELD

0.25%

HAWKSMOOR ANNUAL
MANAGEMENT CHARGE

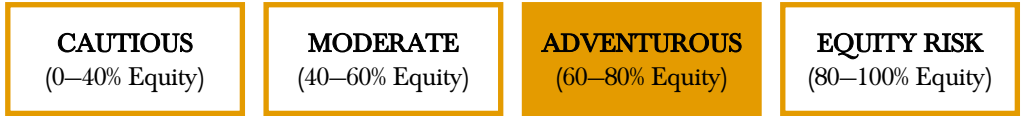
0.76%

ONGOING CHARGES OF
UNDERLYING FUNDS

0.22%

TRANSACTIONAL AND
INCIDENTAL COSTS OF
UNDERLYING FUNDS

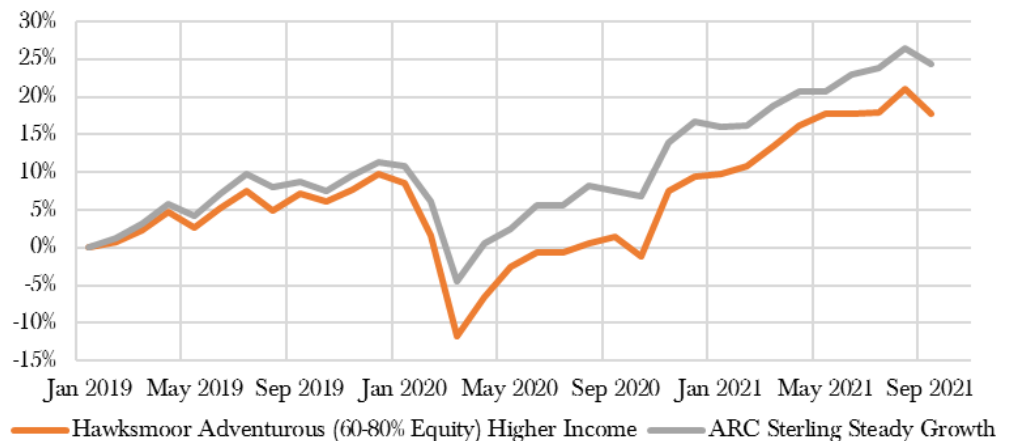
Lower Risk Higher Risk



Adventurous (60–80% Equity) portfolios are intended for clients seeking returns similar to global equity markets, though not to the exclusion of capital preservation. The Portfolio value will tend to rise and fall with equity markets. The portfolio will be managed with an asset allocation and risk profile consistent with a Defaqto Risk Profile of 6. You should be looking to invest for at least 7 years. The objective of this portfolio is to provide returns primarily from income.



PERFORMANCE (as at 30/09/21)



	1 month	3 months	6 months	1 year	Since inception 04/02/2019
Hawksmoor Adventurous (60-80% Equity) Higher Income Portfolio	-1.8	1.0	4.6	17.6	17.7
<i>ARC Sterling Steady Growth</i>	-1.7	0.7	5.6	14.4	24.3

<i>Discrete Annual Calendar</i>	2021(YTD)	2020	2019	2018	2017
Hawksmoor Adventurous (60-80% Equity) Higher Income Portfolio	6.9	0.3	9.8	N/A	N/A
<i>ARC Sterling Steady Growth</i>	6.7	4.6	11.4	N/A	N/A

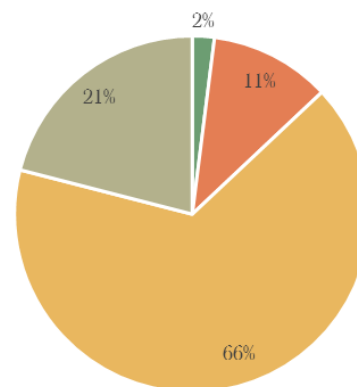
ALL MODEL PORTFOLIOS ARE AVAILABLE ON THE FOLLOWING PLATFORMS: 7IM, Aegon Retirement, Aviva, Ascentric, Fidelity FundsNetwork, Novia, Nucleus, Quilter Standard Life Wrap, Transact

The performance shown is since launch (04/02/2019) on one of the platforms on which the portfolio was first available and there may be small variations in the asset allocation and past performance of the portfolio between platforms. Performance figures and charts sourced from Hawksmoor Research (total return, bid to bid, excluding fund rebates and excluding fees applied by the platform and adviser, but including Hawksmoor's fees without the VAT). These figures refer to the past and past performance is not a reliable indicator of future results.

CURRENT POSITIONING

	Yield %	Risk Score	Weight %
Cash	0.0	1	2
Fixed Income			11
Artemis Strategic Bond	4.0	3.5	3
Baillie Gifford High Yield Bond	4.8	4	2
M&G Emerging Markets Bond	6.0	5	3
Polar Capital Global Convertibles	4.3	4	3
Equities			66
iShares UK Equity Index	3.1	5	4
Franklin UK Equity Income	4.1	5	5
BlackRock UK Income	3.2	5	5
Janus Henderson UK Responsible Income	3.7	5	4
Aberforth UK Small Companies	1.5	6	2
Liontrust US Income	1.4	5	7
BlackRock Continental European Income	3.2	5	5
Schroder Asian Income	3.4	5.5	5
Fidelity Asian Dividend	3.7	5.5	3
Baillie Gifford Japanese Income Growth	1.9	7	4
ASI Global Emerging Markets Equity Inc	3.1	7	4
Schroder Global Equity Income	3.0	5	4
Janus Henderson Global Equity Income	3.2	5	5
Fidelity Global Enhanced Income	4.8	5	5
Polar Capital Global Insurance	1.5	5	4
Alternatives			21
Gravis UK Listed Property ¹	6.5	4	5
Foresight Sustainable Real Estate Securities	3.3	4	4
RM Alternative Income	4.4	4	5
Fortem Capital Progressive Growth	2.0	4	5
Jupiter Gold & Silver	0.0	6.5	2
Weighted Average	3.0	4.9	

ASSET ALLOCATION




	Policy Range	Current
Cash	2%	2%
Fixed Income	10–30%	11%
Equities	60–80%	66%
Alternatives	0–20%	21%
Hawksmoor Risk Score	4–6	4.9

¹Due to fund availability *Gravis UK Listed Property* fund is unavailable on Aegon, Ascentric, Standard Life, Aviva, Nucleus and Old Mutual. In its place will be the *Gravis UK Listed Property Feeder* fund.


The Hawksmoor Model Portfolio Service is managed by:




Jim Wood-Smith
Chief Investment Officer,
Private Clients



Gary Martin
Investment Manager



James Clark
Senior Fund Analyst



Jill Gill
Adviser Relationship Manager



Emily Cave
MPS/ Research Assistant

For more information, please contact Jill Gill on 07846 932888 or at jill.gill@hawksmoorim.co.uk

Important Information: This financial promotion is issued by Hawksmoor Investment Management Limited (“Hawksmoor”) which is authorised and regulated by the Financial Conduct Authority. Hawksmoor’s registered office is 2nd Floor Stratus House, Emperor Way, Exeter Business Park, Exeter, Devon EX1 3QS. Company Number: 6307442. This document does not constitute an offer or invitation to any person, nor should its content be interpreted as investment or tax advice for which you should consult your financial adviser and/or accountant. The information and opinions herein are compiled from sources believed to be reliable at the time of writing and are given in good faith, but no representation is made as to their accuracy (completeness or correctness). Any opinion expressed in this document, whether in general or both on the performance of individual securities and in a wider economic context, represents the views of Hawksmoor at the time of preparation and may be subject to change (past performance is not a guide to future performance). The value of an investment and any income from it can fall as well as rise as a result of market and currency fluctuations. You may not get back the amount you originally invested. All information is at 30/09/2021 unless otherwise stated. **For professional advisers only.** HA4568

Equity Risk (80–100% Equity) Higher Income



21.6%

TOTAL RETURN
(LAST 1 YEAR)

2.8%

PORTFOLIO YIELD

0.25%

HAWKSMOOR ANNUAL
MANAGEMENT CHARGE

0.77%

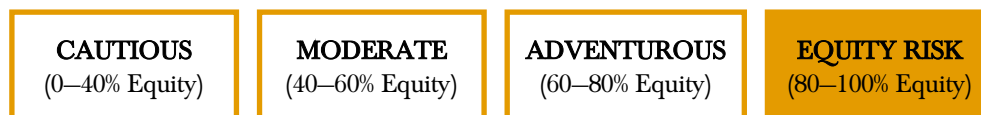
ONGOING CHARGES OF
UNDERLYING FUNDS

0.20%

TRANSACTIONAL AND
INCIDENTAL COSTS OF
UNDERLYING FUNDS

Lower Risk

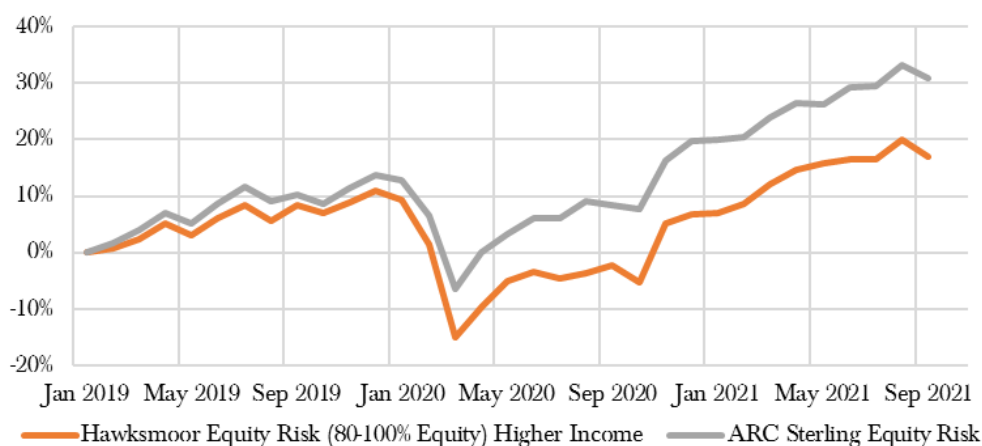
Higher Risk



Equity Risk (80–100% Equity) portfolios are intended for clients seeking returns similar to global equity markets. The Portfolio value will tend to rise and fall with equity markets. The portfolio will be managed with an asset allocation and risk profile consistent with a Defaqto Risk Profile of 7. You should be looking to invest for at least 7 years. The objective of this portfolio is to provide returns primarily from income.



PERFORMANCE (as at 30/09/21)



	1 month	3 months	6 months	1 year	Since inception 04/02/2019
Hawksmoor Equity Risk (80-100% Equity) Higher Income Portfolio	-1.5	1.7	5.3	21.6	17.0
<i>ARC Sterling Equity Risk</i>	-1.7	1.1	6.7	19.1	30.9

Discrete Annual Calendar	2021(YTD)	2020	2019	2018	2017
Hawksmoor Equity Risk (80-100% Equity) Higher Income Portfolio	9.1	-3.2	10.9	N/A	N/A
<i>ARC Sterling Equity Risk</i>	8.7	5.8	13.7	N/A	N/A

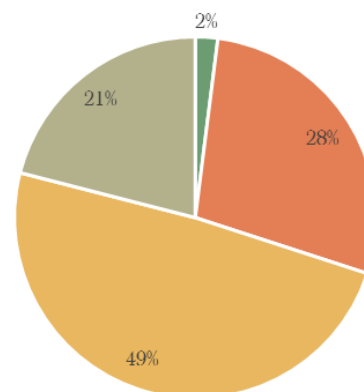
ALL MODEL PORTFOLIOS ARE AVAILABLE ON THE FOLLOWING PLATFORMS: 7IM, Aegon Retirement, Aviva, Ascentric, Fidelity FundsNetwork, Novia, Nucleus, Quilter Standard Life Wrap, Transact

The performance shown is since launch (04/02/2019) on one of the platforms on which the portfolio was first available and there may be small variations in the asset allocation and past performance of the portfolio between platforms. Performance figures and charts sourced from Hawksmoor Research (total return, bid to bid, excluding fund rebates and excluding fees applied by the platform and adviser, but including Hawksmoor's fees without the VAT). These figures refer to the past and past performance is not a reliable indicator of future results.

CURRENT POSITIONING

	Yield %	Risk Score	Weight %
Cash	0.0	1	2
UK Equities			28
Franklin UK Equity Income	4.1	5	5
iShares UK Equity Index	3.1	5	3
JO Hambro UK Dynamic	2.4	6	5
BlackRock UK Income	3.2	5	5
Schroder Income Maximiser	6.9	5	3
Janus Henderson UK Responsible Income	3.7	5	4
Aberforth UK Small Companies	1.5	6	3
Global Equities			49
Liontrust US Income	1.4	5	7
BlackRock Continental European Income	3.2	5	5
Schroder Asian Income	3.4	5.5	6
Fidelity Asian Dividend	3.7	5.5	3
Baillie Gifford Japanese Income Growth	1.9	7	4
Jupiter Japan Income	2.1	6	3
ASI Global Emerging Markets Equity Inc	3.1	7	5
Schroder Global Equity Income	3.0	5	5
Janus Henderson Global Equity Income	3.2	5	6
Fidelity Global Dividend	2.7	5	5
Thematic Equities			21
Gravis UK Listed Property ¹	6.5	4	5
RM Alternative Income	4.4	4	6
Polar Capital Global Insurance	1.5	5	4
Fortem Capital Progressive Growth	2.0	4	6
Weighted Average	2.8	5.1	


ASSET ALLOCATION




	Policy Range	Current
Cash	2%	2%
UK Equities	80–100%	28%
Global Equities		49%
Thematic Equities		21%
Hawksmoor Risk Score	5–8	5.1

¹Due to fund availability *Gravis UK Listed Property* fund is unavailable on Aegon, Ascentric, Standard Life, Aviva, Nucleus and Old Mutual. In its place will be the *Gravis UK Listed Property Feeder* fund.


The Hawksmoor Model Portfolio Service is managed by:




Jim Wood-Smith
Chief Investment Officer,
Private Clients



Gary Martin
Investment Manager



James Clark
Senior Fund Analyst



Jill Gill
Adviser Relationship Manager



Emily Cave
MPS/ Research Assistant

For more information, please contact Jill Gill on 07846 932888 or at jill.gill@hawksmoorim.co.uk

Important Information: This financial promotion is issued by Hawksmoor Investment Management Limited (“Hawksmoor”) which is authorised and regulated by the Financial Conduct Authority. Hawksmoor’s registered office is 2nd Floor Stratus House, Emperor Way, Exeter Business Park, Exeter, Devon EX1 3QS. Company Number: 6307442. This document does not constitute an offer or invitation to any person, nor should its content be interpreted as investment or tax advice for which you should consult your financial adviser and/or accountant. The information and opinions herein are compiled from sources believed to be reliable at the time of writing and are given in good faith, but no representation is made as to their accuracy (completeness or correctness). Any opinion expressed in this document, whether in general or both on the performance of individual securities and in a wider economic context, represents the views of Hawksmoor at the time of preparation and may be subject to change (past performance is not a guide to future performance). The value of an investment and any income from it can fall as well as rise as a result of market and currency fluctuations. You may not get back the amount you originally invested. All information is at 30/09/2021 unless otherwise stated. **For professional advisers only.** HA4569