

Cautious (0–40% Equity)



22.3%

TOTAL RETURN (LAST 5 YEARS)

1.4%

PORTFOLIO YIELD

0.25%+VAT
HAWKSMOOR ANNUAL MANAGEMENT CHARGE

0.57%
ONGOING CHARGES OF UNDERLYING FUNDS

0.13%
TRANSACTIONAL AND INCIDENTAL COSTS OF UNDERLYING FUNDS

Lower Risk

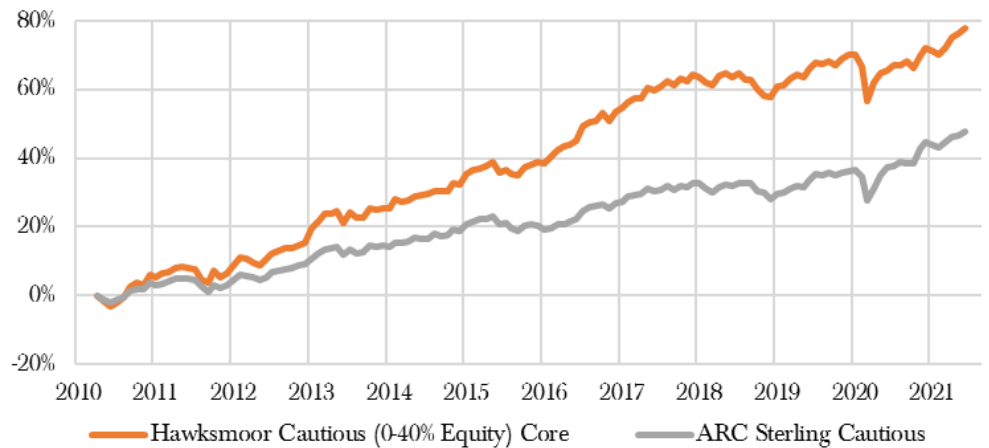
Higher Risk



Cautious (0–40% Equity) portfolios are intended for clients where a degree of equity risk is appropriate through an investment cycle, but where the longer-term preservation of capital is of primary importance. The portfolio will be managed with an asset allocation and risk profile consistent with a Dynamic Planner Fund Risk Profile of 4. You should be looking to invest for at least 3 years. The objective of this portfolio is to provide returns from a combination of income and capital growth within this risk mandate.



PERFORMANCE



	3 months	1 Year	3 years	5 years	Since inception 22/04/2010
Hawksmoor Cautious (0-40% Equity) Portfolio	3.0	6.9	8.6	22.3	77.8
<i>ARC Sterling Cautious</i>	2.3	7.1	11.5	20.4	47.7

<i>Discrete Annual Calendar</i>	2021(YTD)	2020	2019	2018	2017
Hawksmoor Cautious (0-40% Equity) Portfolio	3.7	1.7	7.4	-4.0	6.9
<i>ARC Sterling Cautious</i>	2.2	4.2	8.1	-3.6	4.5

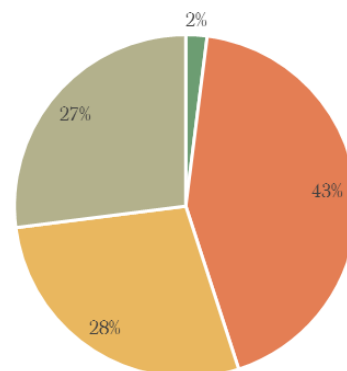
ALL MODEL PORTFOLIOS ARE AVAILABLE ON THE FOLLOWING PLATFORMS: 7IM, Aegon Retirement, Aviva, Ascentric, Novia, Nucleus, Quilter, Standard Life Wrap, Transact

The performance shown is since launch (22/04/2010) on one of the platforms on which the portfolio was first available and there may be small variations in the asset allocation and past performance of the portfolio between platforms. Performance figures and charts sourced from Hawksmoor Research (total return, bid to bid, excluding fund rebates and excluding fees applied by the platform and adviser, but including Hawksmoor's fees without the VAT). These figures refer to the past and past performance is not a reliable indicator of future results.

CURRENT POSITIONING

	Yield %	Risk Score	Weight %
Cash	0.0	1	2
Fixed Income			43
Vanguard UK Short-Term Investment Grade Index	1.2	2	5
M&G Global Macro Bond	1.5	4	4
Royal London Short Dur. Global High Yield Bond	4.5	3	3
Schroder Strategic Credit	4.3	3	4
Church House Investment Grade Fixed Interest	0.9	2.5	5
Artemis Strategic Bond	4.0	3.5	5
Aviva Strategic Bond	2.3	4	4
M&G UK Inflation Linked Corporate Bond	0.0	2	5
TwentyFour Monument Bond	1.5	3	4
M&G Short Dated Corporate Bond	1.5	2	4
Equities			28
Castlebay UK Equity	2.4	5	3
JO Hambro UK Opportunities	2.2	4	2
iShares UK Equity Index	2.4	5	4
Artemis Global Select	0.3	5.5	5
L&G International Index	1.3	6	6
Guinness Global Equity Income	1.8	5	4
BMO Responsible Global Equity	0.4	5	4
Alternatives			27
Gravis UK Listed Property ³	6.5	4	3
Foresight Sustainable Real Estate Securities	0.0	4	2
Church House Tenax Absolute Return Strategies	0.9	2.5	4
Janus Henderson UK Absolute Return	0.0	4	3
RM Alternative Income	0.0	4	3
Fortem Capital Progressive Growth ¹	0.0	4	5
Levendi Thornbridge Defined Return ¹	0.0	5	3
WisdomTree Physical Gold GBP ²	0.0	3.5	4
Weighted Average	1.4	3.7	

ASSET ALLOCATION




	Policy Range	Current
Cash	2%	2%
Fixed Income	45–65%	43%
Equities	0–40%	28%
Alternatives	15–35%	27%
Hawksmoor Risk Score	2–4	3.7

¹ Due to fund availability issues, the 3% weighting assigned to *Levendi Defined Return* is being held in *Pimco Sterling Short Maturity Source ETF* on Aegon only.


² *WisdomTree Physical Gold* is ineligible on Standard Life, Novia, Nucleus and Transact only. This allocation is instead held in *L&G All Stocks Gilt Index*.

³ Due to fund availability *Gravis UK Listed Property* fund is unavailable on Aegon, Ascentric, Standard Life, Aviva, Nucleus and Old Mutual. In its place will be the *Gravis UK Listed Property Feeder* fund.


The Hawksmoor Model Portfolio Service is managed by:




Jim Wood-Smith
Chief Investment Officer,
Private Clients



Gary Martin
Investment Manager



James Clark
Senior Fund Analyst



Jill Gill
Adviser Relationship Manager



Emily Cave
MPS/ Research Assistant

For more information, please contact Jill Gill on 07846 932888 or at jill.gill@hawksmoorim.co.uk

Important Information: This financial promotion is issued by Hawksmoor Investment Management Limited (“Hawksmoor”) which is authorised and regulated by the Financial Conduct Authority. Hawksmoor’s registered office is 2nd Floor Stratus House, Emperor Way, Exeter Business Park, Exeter, Devon EX1 3QS. Company Number: 6307442. This document does not constitute an offer or invitation to any person, nor should its content be interpreted as investment or tax advice for which you should consult your financial adviser and/or accountant. The information and opinions herein are compiled from sources believed to be reliable at the time of writing and are given in good faith, but no representation is made as to their accuracy (completeness or correctness). Any opinion expressed in this document, whether in general or both on the performance of individual securities and in a wider economic context, represents the views of Hawksmoor at the time of preparation and may be subject to change (past performance is not a guide to future performance). The value of an investment and any income from it can fall as well as rise as a result of market and currency fluctuations. You may not get back the amount you originally invested. All information is at 30/06/2021 unless otherwise stated. **For professional advisers only.** HA4412

Moderate (40–60% Equity)



37.7%

TOTAL RETURN
(LAST 5 YEARS)

1.5%

PORTFOLIO YIELD

0.25%+VAT

HAWKSMOOR ANNUAL
MANAGEMENT CHARGE

0.66%

ONGOING CHARGES OF
UNDERLYING FUNDS

0.17%

TRANSACTIONAL AND
INCIDENTAL COSTS OF
UNDERLYING FUNDS

Lower Risk

Higher Risk

CAUTIOUS
(0–40% Equity)

MODERATE
(40–60% Equity)

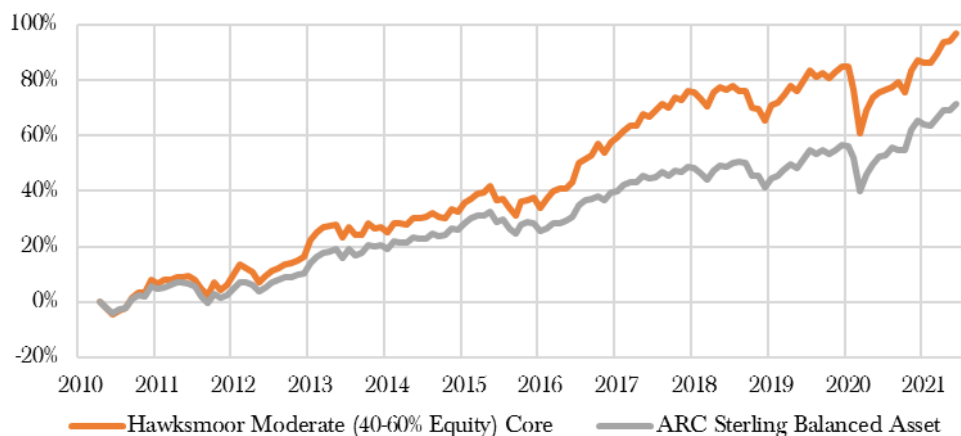
ADVENTUROUS
(60–80% Equity)

EQUITY RISK
(80–100% Equity)

Moderate (40–60% Equity) portfolios are intended for clients seeking returns in excess of inflation, typically with an equity content of close to 50%. These returns are not to the exclusion of the longer-term preservation of capital. The Portfolio value will tend to rise and fall with equity markets, but to a lesser degree. The portfolio will be managed with an asset allocation and risk profile consistent with a Dynamic Planner Fund Risk Profile of 5. You should be looking to invest for at least 5 years. The objective of this portfolio is to provide returns from a combination of income and capital growth within this risk mandate.



PERFORMANCE



	3 months	1 Year	3 years	5 years	Since inception 22/04/2010
Hawksmoor Moderate (40-60% Equity) Portfolio	4.3	11.7	11.8	37.7	97.1
<i>ARC Sterling Balanced Asset</i>	3.5	11.5	15.1	31.1	71.4

<i>Discrete Annual Calendar</i>	2021(YTD)	2020	2019	2018	2017
Hawksmoor Moderate (40-60% Equity) Portfolio	5.7	1.5	11.8	-5.9	11.8
<i>ARC Sterling Balanced Asset</i>	4.1	4.3	11.7	-5.1	6.7

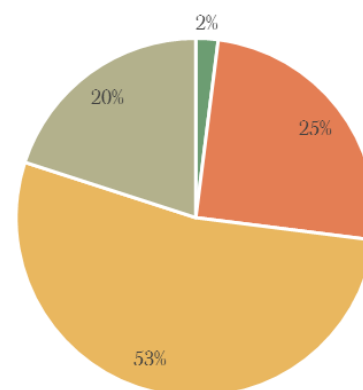
ALL MODEL PORTFOLIOS ARE AVAILABLE ON THE FOLLOWING PLATFORMS: 7IM, Aegon Retirement, Aviva, Ascentric, Novia, Nucleus, Quilter, Standard Life Wrap, Transact

The performance shown is since launch (22/04/2010) on one of the platforms on which the portfolio was first available and there may be small variations in the asset allocation and past performance of the portfolio between platforms. Performance figures and charts sourced from Hawksmoor Research (total return, bid to bid, excluding fund rebates and excluding fees applied by the platform and adviser, but including Hawksmoor's fees without the VAT). These figures refer to the past and past performance is not a reliable indicator of future results.

CURRENT POSITIONING

	Yield %	Risk Score	Weight %
Cash	0.0	1	2
Fixed Income			25
Vanguard UK Short-Term Investment Grade Index	1.2	2	3
Royal London Short Dur. Global High Yield Bond	4.5	3	4
Schroder Strategic Credit	4.3	3	4
TwentyFour Monument Bond	1.5	3	4
M&G Global Macro Bond	1.5	4	3
Janus Henderson Strategic Bond	3.4	4	2
Artemis Strategic Bond	4.0	3.5	2
M&G Short Dated Corporate Bond	1.5	2	3
Equities			53
Crux UK	1.4	5	4
Troy Trojan Income	2.6	5	4
iShares UK Equity Index	2.4	5	4
JO Hambro UK Opportunities	2.2	4	3
Jupiter UK Smaller Companies	0.2	6	3
Artemis US Select	0.0	5.5	5
iShares US Equity Index	1.1	5	2
Man GLG Continental European Growth	0.0	6	3
Jupiter Japan Income	2.2	6	2
Schroder Asian Income	3.1	5.5	3
ASI Global Emerging Markets Equity Inc	2.7	7	3
BlackRock Emerging Markets	0.6	7	2
WHEB Sustainability	0.7	6	4
L&G International Index	1.3	6	3
Blue Whale Growth	0.0	6	3
Liontrust Sustainable Future Global Growth	0.0	5.5	3
Ninety One Global Environment	0.5	5.5	2
Alternatives			20
Gravis UK Listed Property ²	6.5	4	3
Foresight Sustainable Real Estate Securities	0.0	4	3
Janus Henderson UK Absolute Return	0.0	4	2
RM Alternative Income	4.6	4	3
WisdomTree Physical Gold GBP ¹	0.0	3.5	4
Fortem Capital Progressive Growth	0.0	4	5
Weighted Average	1.5	4.5	

ASSET ALLOCATION



	Policy Range	Current
Cash	2%	2%
Fixed Income	30–50%	25%
Equities	40–60%	53%
Alternatives	0–20%	20%
Hawksmoor Risk Score	3–5	4.5


¹ WisdomTree Physical Gold is ineligible on [Standard Life](#), [Novia](#), [Nucleus](#) and [Transact](#) only. This allocation is instead held in [L&G All Stocks Gilt Index](#).

²Due to fund availability [Gravis UK Listed Property](#) fund is unavailable on [Aegon](#), [Ascetric](#), [Standard Life](#), [Aviva](#), [Nucleus](#) and [Old Mutual](#). In its place will be the [Gravis UK Listed Property Feeder](#) fund.


The Hawksmoor Model Portfolio Service is managed by:




Jim Wood-Smith
Chief Investment Officer,
Private Clients



Gary Martin
Investment Manager



James Clark
Senior Fund Analyst



Jill Gill
Adviser Relationship Manager



Emily Cave
MPS/ Research Assistant

For more information, please contact Jill Gill on 07846 932888 or at jill.gill@hawksmoorim.co.uk

Important Information: This financial promotion is issued by Hawksmoor Investment Management Limited (“Hawksmoor”) which is authorised and regulated by the Financial Conduct Authority. Hawksmoor’s registered office is 2nd Floor Stratus House, Emperor Way, Exeter Business Park, Exeter, Devon EX1 3QS. Company Number: 6307442. This document does not constitute an offer or invitation to any person, nor should its content be interpreted as investment or tax advice for which you should consult your financial adviser and/or accountant. The information and opinions herein are compiled from sources believed to be reliable at the time of writing and are given in good faith, but no representation is made as to their accuracy (completeness or correctness). Any opinion expressed in this document, whether in general or both on the performance of individual securities and in a wider economic context, represents the views of Hawksmoor at the time of preparation and may be subject to change (past performance is not a guide to future performance). The value of an investment and any income from it can fall as well as rise as a result of market and currency fluctuations. You may not get back the amount you originally invested. All information is at 30/06/2021 unless otherwise stated. **For professional advisers only.** HA4413

Adventurous (60–80% Equity)



62.3%

TOTAL RETURN
(LAST 5 YEARS)

1.1%

PORTFOLIO YIELD

0.25%+VAT

HAWKSMOOR ANNUAL
MANAGEMENT CHARGE

0.75%

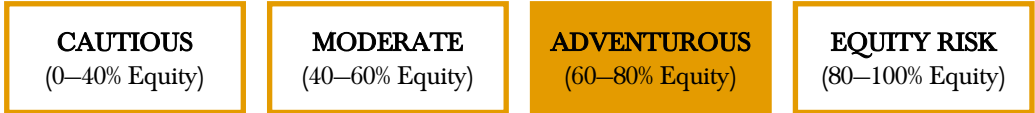
ONGOING CHARGES OF
UNDERLYING FUNDS

0.24%

TRANSACTIONAL AND
INCIDENTAL COSTS OF
UNDERLYING FUNDS

Lower Risk

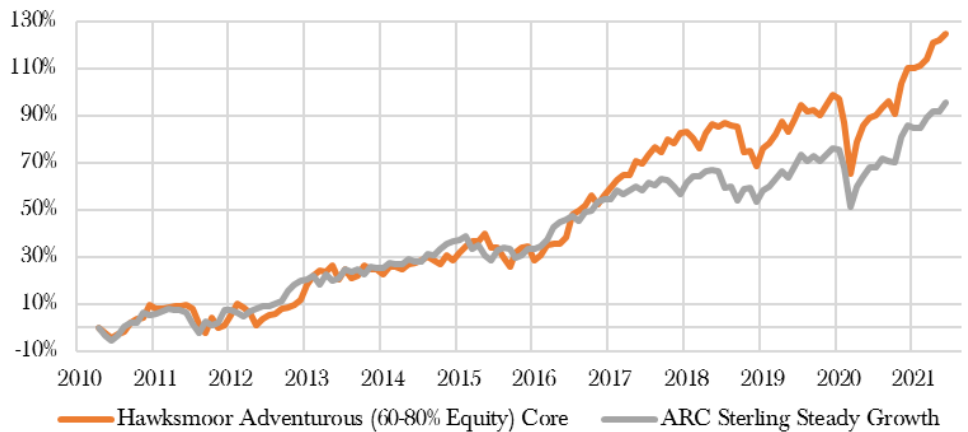
Higher Risk



Adventurous (60–80% Equity) portfolios are intended for clients seeking returns similar to global equity markets, though not to the exclusion of capital preservation. The Portfolio value will tend to rise and fall with equity markets. The portfolio will be managed with an asset allocation and risk profile consistent with a Dynamic Planner Fund Risk Profile of 6. You should be looking to invest for at least 7 years. The objective of this portfolio is to provide returns from a combination of income and capital growth within this risk mandate.



PERFORMANCE



	3 months	1 Year	3 years	5 years	Since inception 22/04/2010
Hawksmoor Adventurous (60-80% Equity) Portfolio	5.2	18.1	21.5	62.3	124.9
<i>ARC Sterling Steady Growth</i>	4.4	15.4	18.9	42.7	95.5

<i>Discrete Annual Calendar</i>	2021(YTD)	2020	2019	2018	2017
Hawksmoor Adventurous (60-80% Equity) Portfolio	7.4	6.1	17.9	-7.6	16.6
<i>ARC Sterling Steady Growth</i>	5.6	4.6	15.0	-5.6	9.4

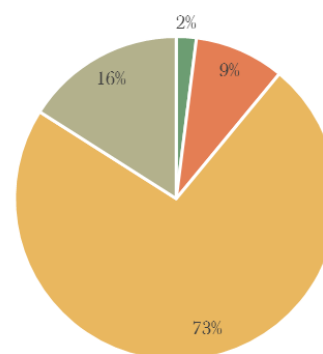
ALL MODEL PORTFOLIOS ARE AVAILABLE ON THE FOLLOWING PLATFORMS: 7IM, Aegon Retirement, Aviva, Ascetric, Novia, Nucleus, Quilter, Standard Life Wrap, Transact

The performance shown is since launch (22/04/2010) on one of the platforms on which the portfolio was first available and there may be small variations in the asset allocation and past performance of the portfolio between platforms. Performance figures and charts sourced from Hawksmoor Research (total return, bid to bid, excluding fund rebates and excluding fees applied by the platform and adviser, but including Hawksmoor's fees without the VAT). These figures refer to the past and past performance is not a reliable indicator of future results.

CURRENT POSITIONING

	Yield %	Risk Score	Weight %
Cash	0.0	1	2
Fixed Income			9
Polar Capital Global Convertibles	4.2	4	3
M&G Emerging Markets Bond	6.1	5	3
Artemis Strategic Bond	4.0	3.5	3
Equities			73
JO Hambro UK Dynamic	2.4	6	4
iShares UK Index	2.4	5	5
Liontrust Sustainable Future UK Growth	0.6	5.5	4
CRUX UK	1.4	5	5
BlackRock UK Income	2.9	5	4
Amati UK Smaller Companies	0.3	7	3
Artemis US Select	0.0	5.5	6
Liontrust US Income	1.5	5	2
iShares US Equity Index	1.1	5	3
Man GLG Continental European Growth	0.0	6	4
Baillie Gifford Japanese Income Growth	2.0	7	3
Fidelity Asia Pacific Opportunities	0.5	6.5	5
Aubrey Global Emerging Markets Opportunities	0.0	7	4
BlackRock Emerging Markets	0.6	7	2
WHEB Sustainability	0.7	6	4
Blue Whale Growth	0.0	6	3
L&G International Index	1.3	6	3
EdenTree Responsible & Sustainable Global Equity	0.4	5.5	3
Polar Capital Biotechnology	0.0	8	3
Ninety One Global Environment	0.5	5.5	3
Alternatives			16
Gravis UK Listed Property ¹	6.5	4	3
Foresight Sustainable Real Estate Securities	0.0	4	3
Fortem Capital Progressive Growth	0.0	4	6
Jupiter Gold & Silver	0.0	6.5	4
Weighted Average	1.1	5.4	

ASSET ALLOCATION




	Policy Range	Current
Cash	2%	2%
Fixed Income	10–30%	9%
Equities	60–80%	73%
Alternatives	0–20%	16%
Hawksmoor Risk Score	4–6	5.4

¹ Due to fund availability *Gravis UK Listed Property* fund is unavailable on Aegon, Ascentric, Standard Life, Aviva, Nucleus and Old Mutual. In its place will be the *Gravis UK Listed Property Feeder* fund.


The Hawksmoor Model Portfolio Service is managed by:




Jim Wood-Smith
Chief Investment Officer,
Private Clients



Gary Martin
Investment Manager



James Clark
Senior Fund Analyst



Jill Gill
Adviser Relationship Manager



Emily Cave
MPS/ Research Assistant

For more information, please contact Jill Gill on 07846 932888 or at jill.gill@hawksmoorim.co.uk

Important Information: This financial promotion is issued by Hawksmoor Investment Management Limited (“Hawksmoor”) which is authorised and regulated by the Financial Conduct Authority. Hawksmoor’s registered office is 2nd Floor Stratus House, Emperor Way, Exeter Business Park, Exeter, Devon EX1 3QS. Company Number: 6307442. This document does not constitute an offer or invitation to any person, nor should its content be interpreted as investment or tax advice for which you should consult your financial adviser and/or accountant. The information and opinions herein are compiled from sources believed to be reliable at the time of writing and are given in good faith, but no representation is made as to their accuracy (completeness or correctness). Any opinion expressed in this document, whether in general or both on the performance of individual securities and in a wider economic context, represents the views of Hawksmoor at the time of preparation and may be subject to change (past performance is not a guide to future performance). The value of an investment and any income from it can fall as well as rise as a result of market and currency fluctuations. You may not get back the amount you originally invested. All information is at 30/06/2021 unless otherwise stated. **For professional advisers only.** HA4414

Equity Risk (80–100% Equity)



84.6%

TOTAL RETURN
(LAST 5 YEARS)

0.7%

PORTFOLIO YIELD

0.25%+VAT

HAWKSMOOR ANNUAL
MANAGEMENT CHARGE

0.76%

ONGOING CHARGES OF
UNDERLYING FUNDS

0.26%

TRANSACTIONAL AND
INCIDENTAL COSTS OF
UNDERLYING FUNDS

Lower Risk

Higher Risk

CAUTIOUS
(0–40% Equity)

MODERATE
(40–60% Equity)

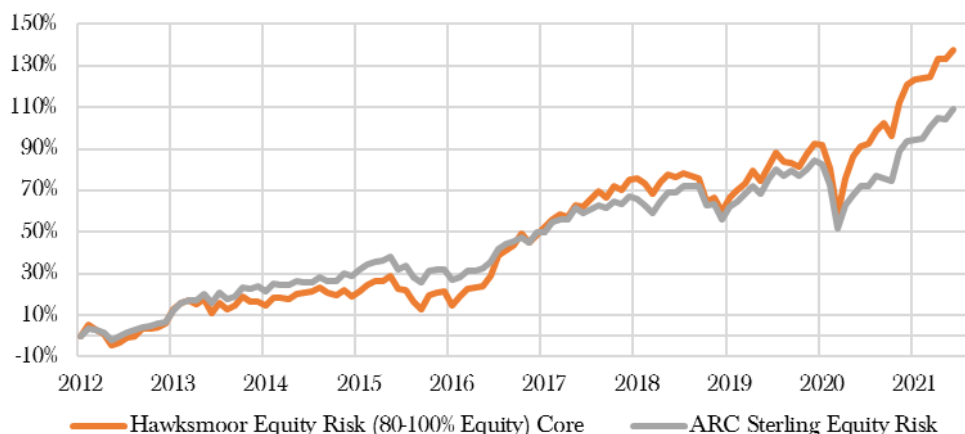
ADVENTUROUS
(60–80% Equity)

EQUITY RISK
(80–100% Equity)

Equity Risk (80–100% Equity) portfolios are intended for clients seeking returns similar to global equity markets. The Portfolio value will tend to rise and fall with equity markets. The portfolio will be managed with an asset allocation and risk profile consistent with a Dynamic Planner Fund Risk Profile of 8. You should be looking to invest for at least 7 years. The objective of this portfolio is to provide returns from a combination of income and capital growth within this risk mandate.



PERFORMANCE



	3 months	1 Year	3 years	5 years	Since inception 31/01/2012
Hawksmoor Equity Risk (80-100% Equity) Portfolio	6.4	23.9	34.5	84.6	137.8
<i>ARC Sterling Equity Risk</i>	5.4	20.2	23.7	53.9	109.2

<i>Discrete Annual Calendar</i>	2021(YTD)	2020	2019	2018	2017
Hawksmoor Equity Risk (80-100% Equity) Portfolio	7.9	14.8	20.6	-8.7	17.5
<i>ARC Sterling Equity Risk</i>	7.3	5.8	18.0	-6.5	11.4

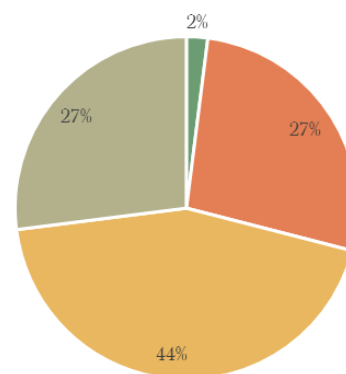
ALL MODEL PORTFOLIOS ARE AVAILABLE ON THE FOLLOWING PLATFORMS: 7IM, Aegon Retirement, Aviva, Ascetric, Novia, Nucleus, Quilter, Standard Life Wrap, Transact

The performance shown is since launch (31/01/2012) on one of the platforms on which the portfolio was first available and there may be small variations in the asset allocation and past performance of the portfolio between platforms. Performance figures and charts sourced from Hawksmoor Research (total return, bid to bid, excluding fund rebates and excluding fees applied by the platform and adviser, but including Hawksmoor's fees without the VAT). These figures refer to the past and past performance is not a reliable indicator of future results.

CURRENT POSITIONING

	Yield %	Risk Score	Weight %
Cash	0.0	1	2
UK Equities			27
Liontrust Sustainable Future UK Growth	0.6	5.5	4
JO Hambro UK Dynamic	2.4	6	5
Jupiter UK Smaller Companies	0.2	6	4
iShares UK Equity Index	2.4	5	5
Amati UK Smaller Companies	0.3	7	4
CRUX UK	1.4	5	5
Global Equities			44
Artemis US Select	0.0	5.5	6
Liontrust US Income	1.5	5	3
iShares US Equity Index	1.1	5	5
Man GLG Continental European Growth	0.0	6	5
Baillie Gifford Japanese Income Growth	2.0	7	4
Fidelity Asia Pacific Opportunities	0.5	6.5	5
BambuBlack Asia ex-Japan ²	0.2	5.5	3
Aubrey Global Emerging Markets Opportunities	0.0	7	4
BlackRock Emerging Markets	0.6	7	3
Liontrust Sustainable Future Global Growth	0.0	5.5	2
L&G International Index	1.3	6	4
Thematic Equities			27
Jupiter Gold & Silver	0.0	6.5	4
Baillie Gifford Global Discovery	0.0	7	4
WHEB Sustainability	0.7	6	5
Polar Capital Biotechnology	0.0	8	5
Polar Capital Global Technology	0.0	7	4
Gravis UK Listed Property ¹	6.5	4	5
Weighted Average	0.7	5.9	

ASSET ALLOCATION



	Policy Range	Current
Cash	2%	2%
UK Equities		27%
Global Equities	80–100%	44%
Thematic Equities		27%
Hawksmoor Risk Score	5–8	5.9


¹ Due to fund availability *Gravis UK Listed Property* fund is unavailable on Aegon, Ascentric, Standard Life, Aviva, Nucleus and Old Mutual. In its place will be the *Gravis UK Listed Property Feeder* fund.

² Due to fund availability, *BambuBlack Asia ex-Japan Equity* weighting of 3% will be held in *Hermes Asia ex-Japan Equity*. Aegon and 7IM only.


The Hawksmoor Model Portfolio Service is managed by:




Jim Wood-Smith
Chief Investment Officer,
Private Clients



Gary Martin
Investment Manager



James Clark
Senior Fund Analyst



Jill Gill
Adviser Relationship Manager



Emily Cave
MPS/ Research Assistant

For more information, please contact Jill Gill on 07846 932888 or at jill.gill@hawksmoorim.co.uk

Important Information: This financial promotion is issued by Hawksmoor Investment Management Limited (“Hawksmoor”) which is authorised and regulated by the Financial Conduct Authority. Hawksmoor’s registered office is 2nd Floor Stratus House, Emperor Way, Exeter Business Park, Exeter, Devon EX1 3QS. Company Number: 6307442. This document does not constitute an offer or invitation to any person, nor should its content be interpreted as investment or tax advice for which you should consult your financial adviser and/or accountant. The information and opinions herein are compiled from sources believed to be reliable at the time of writing and are given in good faith, but no representation is made as to their accuracy (completeness or correctness). Any opinion expressed in this document, whether in general or both on the performance of individual securities and in a wider economic context, represents the views of Hawksmoor at the time of preparation and may be subject to change (past performance is not a guide to future performance). The value of an investment and any income from it can fall as well as rise as a result of market and currency fluctuations. You may not get back the amount you originally invested. All information is at 30/06/2021 unless otherwise stated. **For professional advisers only.** HA4415