


# Cautious (0–40% Equity) Higher Income



0.4%

TOTAL RETURN  
(LAST 1 YEAR)

2.7%

PORTFOLIO YIELD

0.25%+VAT

HAWKSMOOR ANNUAL  
MANAGEMENT CHARGE

0.61%

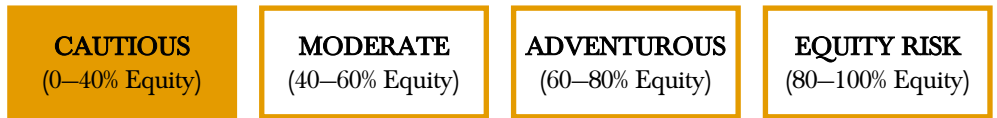
ONGOING CHARGES OF  
UNDERLYING FUNDS

0.12%

TRANSACTIONAL AND  
INCIDENTAL COSTS OF  
UNDERLYING FUNDS

Lower Risk

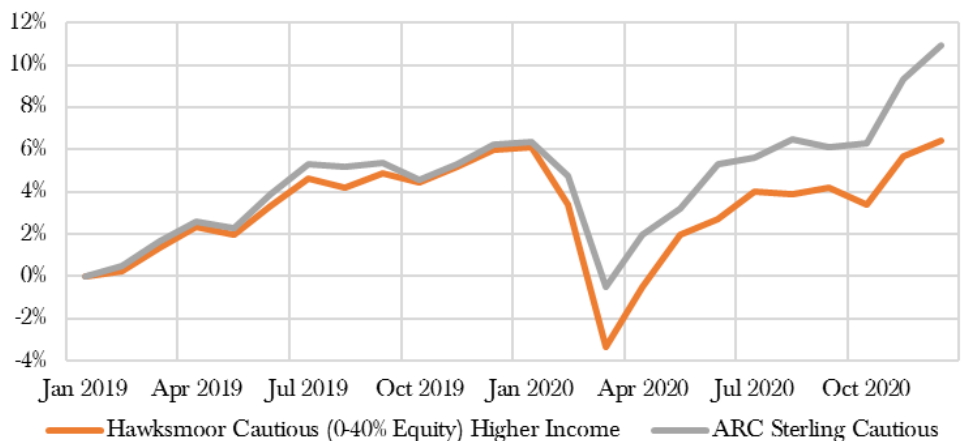
Higher Risk



**Cautious (0–40% Equity) portfolios** are intended for clients where a degree of equity risk is appropriate through an investment cycle, but where the longer-term preservation of capital is of primary importance. The portfolio will be managed with an asset allocation and risk profile consistent with a Dynamic Planner Fund Risk Profile of 4. You should be looking to invest for at least 3 years. The objective of this portfolio is to provide returns primarily from income.



## PERFORMANCE



	1 month	3 months	6 months	1 year	Since inception 04/02/2019
<b>Hawksmoor Cautious (0-40% Equity) Higher Income Portfolio</b>	1.0	2.5	3.4	0.4	6.4
<i>ARC Sterling Cautious</i>	1.5	3.7	5.0	4.4	10.9

ALL OF OUR MODEL PORTFOLIOS ARE AVAILABLE ON THE FOLLOWING EIGHT PLATFORMS:

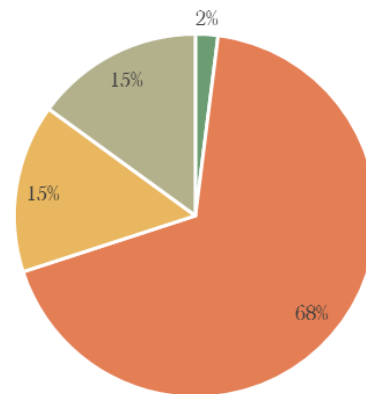


The performance shown is since launch (04/02/2019) on one of the platforms on which the portfolio was first available and there may be small variations in the asset allocation and past performance of the portfolio between platforms. Performance figures and charts sourced from Hawksmoor Research (total return, bid to bid, excluding fund rebates and excluding fees applied by the platform and adviser, but including Hawksmoor's fees without the VAT). These figures refer to the past and past performance is not a reliable indicator of future results.

## CURRENT POSITIONING

	Yield %	Risk Score	Weight %
<b>Cash</b>	<b>0.0</b>	<b>1</b>	<b>2</b>
<b>Fixed Income</b>			<b>68</b>
Royal London Short Dur. Global High Yield Bond	5.0	3	7
TwentyFour Monument Bond	1.8	3	5
Aviva Strategic Bond	4.0	4	5
Vanguard UK Short-Term Investment Grade Index	1.5	2	10
Church House Investment Grade Fixed Interest	2.1	2.5	5
M&G UK Inflation Linked Corporate Bond	1.2	2	5
Liontrust Sustainable Future Corporate Bond	3.5	3.5	4
Schroder Strategic Credit	4.3	3	6
Artemis Strategic Bond	4.0	3.5	5
Janus Henderson Strategic Bond	2.9	4	6
Allianz Strategic Bond	3.1	6	5
M&G Global Macro Bond	3.0	4	5
<b>Equities</b>			<b>15</b>
BlackRock UK Income	4.3	5	3
Fidelity Global Dividend	2.7	5	4
Schroder Global Equity Income	4.6	5	3
Janus Henderson Global Equity Income	3.7	5	5
<b>Alternatives</b>			<b>15</b>
Church House Tenax Absolute Return Strategies	0.8	2.5	4
Sarasin Global Real Estate Equity	3.8	5	3
RM Alternative Income	4.9	4	5
WisdomTree Physical Gold GBP <sup>1</sup>	0.0	3.5	3
<b>Weighted Average</b>	<b>2.7</b>	<b>3.5</b>	

## ASSET ALLOCATION




	Policy Range	Current
Cash	2%	2%
Fixed Income	45–65%	68%
Equities	0–40%	15%
Alternatives	15–35%	15%
Hawksmoor Risk Score	2–4	3.5

<sup>1</sup> WisdomTree Physical Gold is ineligible on Standard Life, Nucleus, Novia and Transact only. This allocation is instead retained in L&G All Stocks Gilt Index.


The Hawksmoor Model Portfolio Service is managed by:




**Jim Wood-Smith**  
Chief Investment Officer,  
Private Clients




**Ian Woolley, CFA**  
Senior Investment Analyst




**James Clark**  
Senior Fund Analyst



**Gary Martin**  
Investment Manager



**Ben Luck**  
Research Assistant



**Jill Gill**  
Adviser Relationship Manager

For more information, please contact Jill Gill on 07846 932888 or at [jill.gill@hawksmoorim.co.uk](mailto:jill.gill@hawksmoorim.co.uk)

**Important Information:** This financial promotion is issued by Hawksmoor Investment Management Limited (“Hawksmoor”) which is authorised and regulated by the Financial Conduct Authority. Hawksmoor’s registered office is 2nd Floor Stratus House, Emperor Way, Exeter Business Park, Exeter, Devon EX1 3QS. Company Number: 6307442. This document does not constitute an offer or invitation to any person, nor should its content be interpreted as investment or tax advice for which you should consult your financial adviser and/or accountant. The information and opinions herein are compiled from sources believed to be reliable at the time of writing and are given in good faith, but no representation is made as to their accuracy (completeness or correctness). Any opinion expressed in this document, whether in general or both on the performance of individual securities and in a wider economic context, represents the views of Hawksmoor at the time of preparation and may be subject to change (past performance is not a guide to future performance). The value of an investment and any income from it can fall as well as rise as a result of market and currency fluctuations. You may not get back the amount you originally invested. All information is at 31/12/2020 unless otherwise stated. **For professional advisers only.** HA4195

# Moderate (40–60% Equity) Higher Income



29.0%

TOTAL RETURN  
(LAST 5 YEARS)

3.2%

PORTFOLIO YIELD

0.25%+VAT

HAWKSMOOR ANNUAL  
MANAGEMENT CHARGE

0.67%

ONGOING CHARGES OF  
UNDERLYING FUNDS

0.17%

TRANSACTIONAL AND  
INCIDENTAL COSTS OF  
UNDERLYING FUNDS

Lower Risk

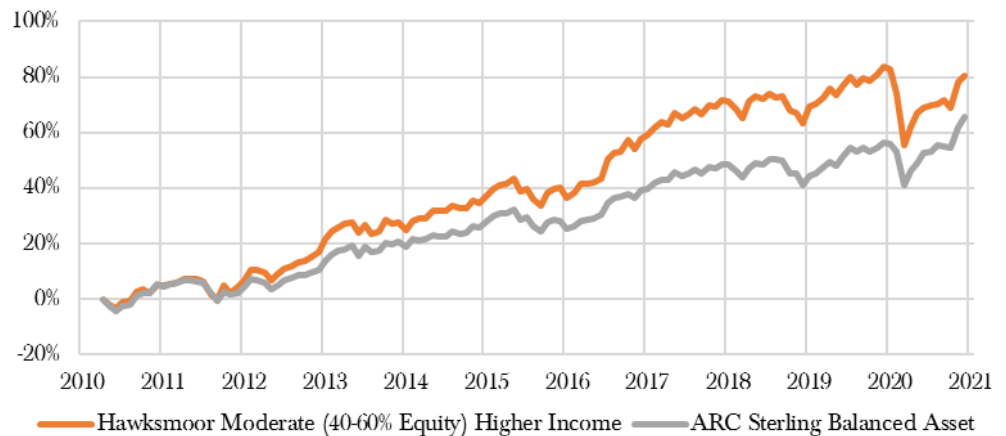
Higher Risk



**Moderate (40–60% Equity) portfolios** are intended for clients seeking returns in excess of inflation, typically with an equity content of close to 50%. These returns are not to the exclusion of the longer-term preservation of capital. The Portfolio value will tend to rise and fall with equity markets, but to a lesser degree. The portfolio will be managed with an asset allocation and risk profile consistent with a Dynamic Planner Fund Risk Profile of 5. You should be looking to invest for at least 5 years. The objective of this portfolio is to provide returns primarily from income.



## PERFORMANCE



	3 months	1 Year	3 years	5 years	Since inception 22/04/2010
<b>Hawksmoor Moderate (40-60% Equity) Higher Income Portfolio</b>	5.5	-1.5	5.3	29.0	80.3
<i>ARC Sterling Balanced Asset</i>	5.9	4.8	11.2	28.9	65.5

ALL OF OUR MODEL PORTFOLIOS ARE AVAILABLE ON THE FOLLOWING EIGHT PLATFORMS:

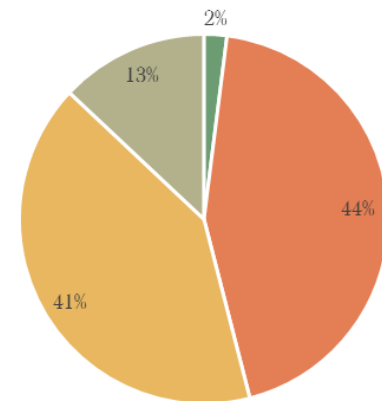


The performance shown is since launch (22/04/2010) on one of the platforms on which the portfolio was first available and there may be small variations in the asset allocation and past performance of the portfolio between platforms. Performance figures and charts sourced from Hawksmoor Research (total return, bid to bid, excluding fund rebates and excluding fees applied by the platform and adviser, but including Hawksmoor's fees without the VAT). These figures refer to the past and past performance is not a reliable indicator of future results.

## CURRENT POSITIONING

	Yield %	Risk Score	Weight %
<b>Cash</b>	<b>0.0</b>	<b>1</b>	<b>2</b>
<b>Fixed Income</b>			<b>44</b>
Vanguard UK Short-Term Investment Grade Index	1.5	2	4
Royal London Short Dur. Global High Yield Bond	5.0	3	5
Aviva Strategic Bond	3.2	4	4
M&G Emerging Markets Bond	6.3	5	4
Artemis Strategic Bond	4.0	3.5	5
Allianz Strategic Bond	3.1	6	4
Janus Henderson Strategic Bond	2.9	4	4
TwentyFour Monument Bond	1.8	3	4
Liontrust Sustainable Future Corporate Bond	3.5	3.5	5
Schroder Strategic Credit	4.3	3	5
<b>Equities</b>			<b>41</b>
BlackRock UK Income	4.3	5	4
JO Hambro UK Dynamic	4.3	6	4
Franklin UK Equity Income	5.4	5	3
Troy Trojan Income	4.2	5	3
Liontrust US Income	2.0	5	6
BlackRock Continental European Income	3.7	5	4
Jupiter Japan Income	2.3	6	3
Schroder Asian Income Maximiser	7.6	6	3
Fidelity Asian Dividend	4.4	6	2
ASI Global Emerging Markets Equity Inc	3.4	7	3
Janus Henderson Global Equity Income	3.7	5	4
WHEB Sustainability	0.8	6	2
<b>Alternatives</b>			<b>13</b>
Sarasin Global Real Estate Equity	3.8	5	4
RM Alternative Income	4.9	4	6
WisdomTree Physical Gold GBP <sup>1</sup>	0.0	3.5	3
<b>Weighted Average</b>	<b>3.2</b>	<b>4.4</b>	


## ASSET ALLOCATION




	Policy Range	Current
Cash	2%	2%
Fixed Income	30–50%	44%
Equities	40–60%	41%
Alternatives	0–20%	13%
Hawksmoor Risk Score	3–5	4.4

<sup>1</sup> WisdomTree Physical Gold is ineligible on Standard Life, Nucleus, Novia and Transact only. This allocation is instead retained in L&G All Stocks Gilt Index.


The Hawksmoor Model Portfolio Service is managed by:




**Jim Wood-Smith**  
Chief Investment Officer,  
Private Clients




**Ian Woolley, CFA**  
Senior Investment Analyst




**James Clark**  
Senior Fund Analyst



**Gary Martin**  
Investment Manager



**Ben Luck**  
Research Assistant



**Jill Gill**  
Adviser Relationship Manager

For more information, please contact Jill Gill on 07846 932888 or at [jill.gill@hawksmoorim.co.uk](mailto:jill.gill@hawksmoorim.co.uk)

**Important Information:** This financial promotion is issued by Hawksmoor Investment Management Limited (“Hawksmoor”) which is authorised and regulated by the Financial Conduct Authority. Hawksmoor’s registered office is 2nd Floor Stratus House, Emperor Way, Exeter Business Park, Exeter, Devon EX1 3QS. Company Number: 6307442. This document does not constitute an offer or invitation to any person, nor should its content be interpreted as investment or tax advice for which you should consult your financial adviser and/or accountant. The information and opinions herein are compiled from sources believed to be reliable at the time of writing and are given in good faith, but no representation is made as to their accuracy (completeness or correctness). Any opinion expressed in this document, whether in general or both on the performance of individual securities and in a wider economic context, represents the views of Hawksmoor at the time of preparation and may be subject to change (past performance is not a guide to future performance). The value of an investment and any income from it can fall as well as rise as a result of market and currency fluctuations. You may not get back the amount you originally invested. All information is at 31/12/2020 unless otherwise stated. **For professional advisers only.** HA4196

# Adventurous (60–80% Equity) Higher Income



**-0.3%**

TOTAL RETURN  
(LAST 1 YEAR)

**3.5%**

PORTFOLIO YIELD

**0.25%+VAT**

HAWKSMOOR ANNUAL  
MANAGEMENT CHARGE

**0.75%**

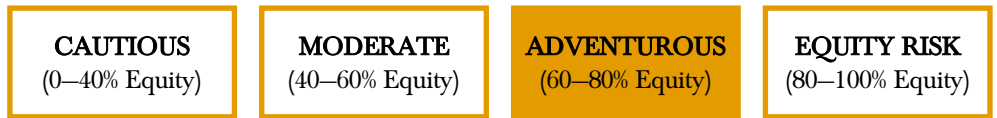
ONGOING CHARGES OF  
UNDERLYING FUNDS

**0.23%**

TRANSACTIONAL AND  
INCIDENTAL COSTS OF  
UNDERLYING FUNDS

Lower Risk

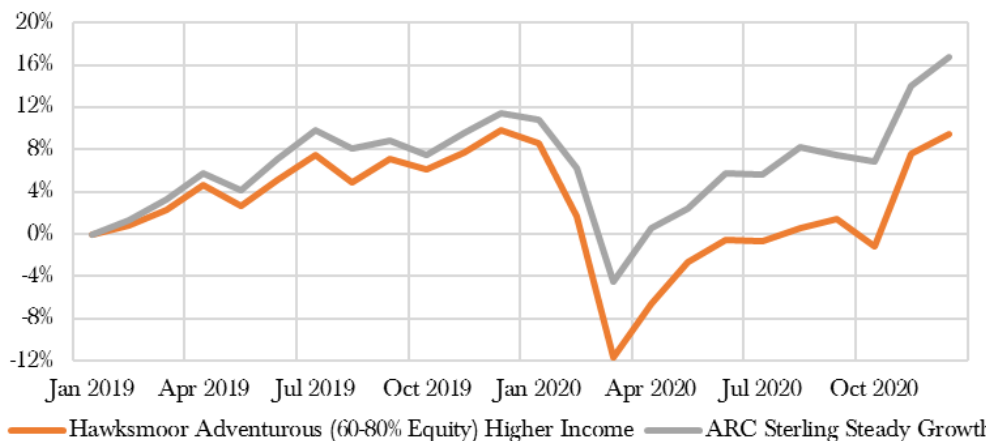
Higher Risk



**Adventurous (60–80% Equity) portfolios** are intended for clients seeking returns similar to global equity markets, though not to the exclusion of capital preservation. The Portfolio value will tend to rise and fall with equity markets. The portfolio will be managed with an asset allocation and risk profile consistent with a Dynamic Planner Fund Risk Profile of 6. You should be looking to invest for at least 7 years. The objective of this portfolio is to provide returns primarily from income.



## PERFORMANCE



	1 month	3 months	6 months	1 year	Since inception 04/02/2019
<b>Hawksmoor Adventurous (60-80% Equity) Higher Income Portfolio</b>	2.2	8.6	9.5	-0.3	9.5
<i>ARC Sterling Steady Growth</i>	2.5	7.5	9.6	4.9	16.8

ALL OF OUR MODEL PORTFOLIOS ARE AVAILABLE ON THE FOLLOWING EIGHT PLATFORMS:

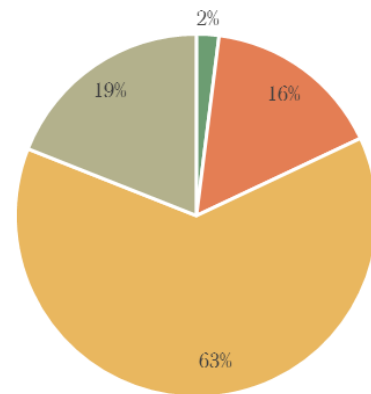


The performance shown is since launch (04/02/2019) on one of the platforms on which the portfolio was first available and there may be small variations in the asset allocation and past performance of the portfolio between platforms. Performance figures and charts sourced from Hawksmoor Research (total return, bid to bid, excluding fund rebates and excluding fees applied by the platform and adviser, but including Hawksmoor's fees without the VAT). These figures refer to the past and past performance is not a reliable indicator of future results.

## CURRENT POSITIONING

	Yield %	Risk Score	Weight %
<b>Cash</b>	<b>0.0</b>	<b>1</b>	<b>2</b>
<b>Fixed Income</b>			<b>16</b>
Artemis Strategic Bond	4.0	3.5	5
Baillie Gifford High Yield Bond	4.2	4	5
M&G Emerging Markets Bond	6.3	5	3
Polar Capital Global Convertibles	4.1	4	3
<b>Equities</b>			<b>63</b>
JO Hambro UK Dynamic	4.3	6	4
Franklin UK Equity Income	5.4	5	5
BlackRock UK Income	4.3	5	5
Janus Henderson UK Responsible Income	4.2	5	4
Aberforth UK Small Companies	1.4	6	2
Liontrust US Income	2.0	5	7
BlackRock Continental European Income	3.7	5	5
Schroder Asian Income Maximiser	7.6	6	5
Fidelity Asian Dividend	4.4	6	3
Baillie Gifford Japanese Income Growth	2.4	7	4
ASI Global Emerging Markets Equity Inc	3.4	7	4
Schroder Global Equity Income	4.6	5	4
Janus Henderson Global Equity Income	3.7	5	4
Fidelity Global Enhanced Income	5.0	5	3
Polar Capital Global Insurance	1.5	5	4
<b>Alternatives</b>			<b>19</b>
RM Alternative Income	4.9	4	7
Sarasin Global Real Estate Equity	2.8	5	5
Fortem Capital Progressive Growth <sup>1</sup>	4.0	4	5
Merian Gold & Silver	0.0	6.5	2
<b>Weighted Average</b>	<b>3.5</b>	<b>5.0</b>	

## ASSET ALLOCATION




	Policy Range	Current
Cash	2%	2%
Fixed Income	10–30%	16%
Equities	60–80%	63%
Alternatives	0–20%	19%
Hawksmoor Risk Score	4–6	5.0

<sup>1</sup> Due to fund availability issues, the weighting assigned to *Fortem Capital Progressive Growth* is being held in *AHFM Defined Return* on Aegon only.


The Hawksmoor Model Portfolio Service is managed by:




**Jim Wood-Smith**  
Chief Investment Officer,  
Private Clients




**Ian Woolley, CFA**  
Senior Investment Analyst




**James Clark**  
Senior Fund Analyst



**Gary Martin**  
Investment Manager



**Ben Luck**  
Research Assistant



**Jill Gill**  
Adviser Relationship Manager

For more information, please contact Jill Gill on 07846 932888 or at [jill.gill@hawksmoorim.co.uk](mailto:jill.gill@hawksmoorim.co.uk)

**Important Information:** This financial promotion is issued by Hawksmoor Investment Management Limited (“Hawksmoor”) which is authorised and regulated by the Financial Conduct Authority. Hawksmoor’s registered office is 2nd Floor Stratus House, Emperor Way, Exeter Business Park, Exeter, Devon EX1 3QS. Company Number: 6307442. This document does not constitute an offer or invitation to any person, nor should its content be interpreted as investment or tax advice for which you should consult your financial adviser and/or accountant. The information and opinions herein are compiled from sources believed to be reliable at the time of writing and are given in good faith, but no representation is made as to their accuracy (completeness or correctness). Any opinion expressed in this document, whether in general or both on the performance of individual securities and in a wider economic context, represents the views of Hawksmoor at the time of preparation and may be subject to change (past performance is not a guide to future performance). The value of an investment and any income from it can fall as well as rise as a result of market and currency fluctuations. You may not get back the amount you originally invested. All information is at 31/12/2020 unless otherwise stated. **For professional advisers only.** HA4197

# Equity Risk (80–100% Equity) Higher Income



**-3.8%**

TOTAL RETURN  
(LAST 1 YEAR)

**3.4%**

PORTFOLIO YIELD

**0.25%+VAT**

HAWKSMOOR ANNUAL  
MANAGEMENT CHARGE

**0.78%**

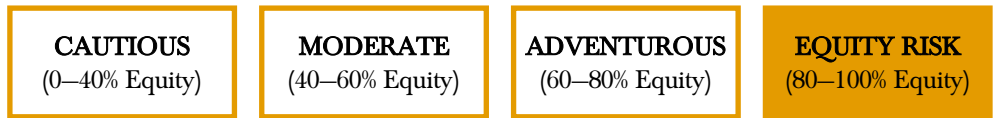
ONGOING CHARGES OF  
UNDERLYING FUNDS

**0.20%**

TRANSACTIONAL AND  
INCIDENTAL COSTS OF  
UNDERLYING FUNDS

Lower Risk

Higher Risk



**Equity Risk (80–100% Equity) portfolios** are intended for clients seeking returns similar to global equity markets. The Portfolio value will tend to rise and fall with equity markets. The portfolio will be managed with an asset allocation and risk profile consistent with a Dynamic Planner Fund Risk Profile of 7. You should be looking to invest for at least 7 years. The objective of this portfolio is to provide returns primarily from income.



## PERFORMANCE



	1 month	3 months	6 months	1 year	Since inception 04/02/2019
<b>Hawksmoor Equity Risk (80-100% Equity) Higher Income Portfolio</b>	1.9	9.9	9.5	-3.8	6.7
<i>ARC Sterling Equity Risk</i>	2.8	8.9	11.4	5.2	19.7

ALL OF OUR MODEL PORTFOLIOS ARE AVAILABLE ON THE FOLLOWING EIGHT PLATFORMS:

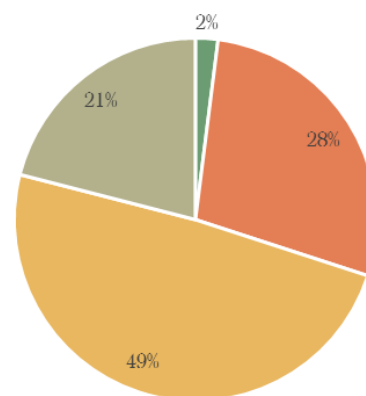


The performance shown is since launch (04/02/2019) on one of the platforms on which the portfolio was first available and there may be small variations in the asset allocation and past performance of the portfolio between platforms. Performance figures and charts sourced from Hawksmoor Research (total return, bid to bid, excluding fund rebates and excluding fees applied by the platform and adviser, but including Hawksmoor's fees without the VAT). These figures refer to the past and past performance is not a reliable indicator of future results.

## CURRENT POSITIONING

	Yield %	Risk Score	Weight %
<b>Cash</b>	<b>0.0</b>	<b>1</b>	<b>2</b>
<b>UK Equities</b>			<b>28</b>
Franklin UK Equity Income	5.4	5	5
Troy Trojan Income	4.2	5	3
JO Hambro UK Dynamic	4.3	6	5
BlackRock UK Income	4.3	5	5
Schroder Income Maximiser	8.2	5	3
Janus Henderson UK Responsible Income	4.2	5	4
Aberforth UK Small Companies	1.4	6	3
<b>Global Equities</b>			<b>49</b>
Liontrust US Income	2.0	5	7
BlackRock Continental European Income	3.7	5	5
Schroder Asian Income Maximiser	7.6	6	6
Fidelity Asian Dividend	4.4	6	3
Baillie Gifford Japanese Income Growth	2.4	7	4
Jupiter Japan Income	2.4	6	3
ASI Global Emerging Markets Equity Inc	3.4	7	5
Schroder Global Equity Income	4.6	5	5
Janus Henderson Global Equity Income	3.7	5	6
Fidelity Global Dividend	2.7	5	5
<b>Thematic Equities</b>			<b>21</b>
RM Alternative Income	4.9	4	6
Sarasin Global Real Estate Equity	2.8	5	5
Polar Capital Global Insurance	1.5	5	4
Fortem Capital Progressive Growth <sup>1</sup>	4.0	4	6
<b>Weighted Average</b>	<b>3.4</b>	<b>5.2</b>	

## ASSET ALLOCATION




	Policy Range	Current
Cash	2%	2%
UK Equities		28%
Global Equities	80–100%	49%
Thematic Equities		21%
Hawksmoor Risk Score	5–8	5.2

<sup>1</sup> Due to fund availability issues, the weighting assigned to Fortem Capital Progressive Growth is being held in AHFM Defined Return on Aegon only.


The Hawksmoor Model Portfolio Service is managed by:




**Jim Wood-Smith**  
Chief Investment Officer,  
Private Clients




**Ian Woolley, CFA**  
Senior Investment Analyst




**James Clark**  
Senior Fund Analyst



**Gary Martin**  
Investment Manager



**Ben Luck**  
Research Assistant



**Jill Gill**  
Adviser Relationship Manager

For more information, please contact Jill Gill on 07846 932888 or at [jill.gill@hawksmoorim.co.uk](mailto:jill.gill@hawksmoorim.co.uk)

**Important Information:** This financial promotion is issued by Hawksmoor Investment Management Limited (“Hawksmoor”) which is authorised and regulated by the Financial Conduct Authority. Hawksmoor’s registered office is 2nd Floor Stratus House, Emperor Way, Exeter Business Park, Exeter, Devon EX1 3QS. Company Number: 6307442. This document does not constitute an offer or invitation to any person, nor should its content be interpreted as investment or tax advice for which you should consult your financial adviser and/or accountant. The information and opinions herein are compiled from sources believed to be reliable at the time of writing and are given in good faith, but no representation is made as to their accuracy (completeness or correctness). Any opinion expressed in this document, whether in general or both on the performance of individual securities and in a wider economic context, represents the views of Hawksmoor at the time of preparation and may be subject to change (past performance is not a guide to future performance). The value of an investment and any income from it can fall as well as rise as a result of market and currency fluctuations. You may not get back the amount you originally invested. All information is at 31/12/2020 unless otherwise stated. **For professional advisers only.** HA4198