

# THE MI HAWKSMOOR GLOBAL OPPORTUNITIES FUND



30th November 2020

## FUND INFORMATION

### Investment Objective

The investment objective of the Fund is to provide capital growth.

### Investment Policy

The Fund's portfolio will consist primarily of a diversified range of open and closed ended funds. The portfolio will be actively managed, with the Investment Manager seeking to take advantage of inefficiencies in the pricing of closed ended funds and significant movements in financial markets. These global opportunities will be unconstrained by region or sector and may be volatile in the short term. Through its investments in these collectives, the portfolio will be exposed to a range of asset classes (such as equities, bonds, property and commodities), underlying currencies, geographic spread and funds managed by a variety of fund management groups and style of investment manager.

### Investment Outcome

The Fund's primary aim is to deliver returns, after charges, in excess of general markets over the long term (defined as rolling periods of 5+ years). In order to achieve this, the managers will invest in a variety of financial assets, using collectives to invest in long term structural growth themes, together with exploiting inefficiencies in the closed-ended sector – i.e. investment trusts trading at a discount. The portfolio will be fully invested and whilst diversified, it will have a minimum exposure to equities of 60%. It is therefore likely that investors will see fluctuations in the value of their investment over the short term, so they need to share the managers' long term perspective in order to increase the likelihood of superior long term total returns.

## RATINGS AND AWARDS



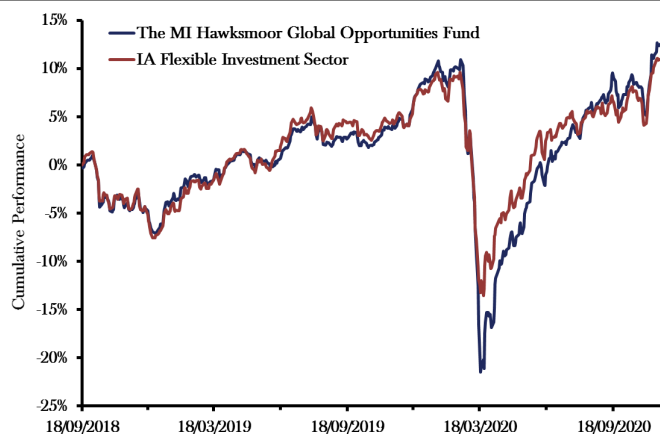
## CONTACT INFORMATION

### Business Development Manager:

David Chapman  
[david.chapman@hawksmoorfm.co.uk](mailto:david.chapman@hawksmoorfm.co.uk)  
 07384 114953

[www.hawksmoorim.co.uk](http://www.hawksmoorim.co.uk)

## PERFORMANCE



Cumulative performance % growth to last month end

	Annualised since launch	Since launch	1 year	3 months
<b>Fund</b>	<b>5.6</b>	<b>12.8</b>	<b>7.6</b>	<b>5.7</b>
Sector	5.2	11.7	6.1	5.6
Quartile in Sector	2	2	2	2

Discrete annual performance % growth to last quarter end

1 year to 30/09/2020	1 year to 30/09/2019	1 year to 30/09/2018	1 year to 30/09/2017	1 year to 30/09/2016
3.3	2.9	-	-	-

Source: FE Analytics. All figures are presented after charges and fees plus any income credited during the period, on a total return basis, bid to bid in GBP. All information is at 30/11/2020 for the C Acc share class unless otherwise stated. C Acc share class launched 18/09/2018.

### Authorised Corporate Director:

Maitland Institutional Services Ltd, Hamilton Centre, Rodney Way, Chelmsford, Essex, CM1 3BY

**Dealing Line:** 0345 026 4283

## TOP 20 HOLDINGS

	% of assets
Merian Gold & Silver	5.2%
Oakley Capital Investments	4.6%
Phoenix Spree Deutschland	4.2%
Prusik Asian Equity Income	4.1%
Polar Capital UK Value Opportunities	3.5%
Ninety One Global Gold	3.4%
Blue Whale Growth	3.1%
Teviot UK Smaller Companies	3.0%
Gresham House UK Multi Cap Income	2.8%
Aviva Global Equity Unconstrained	2.6%
AMP Capital Global Companies	2.6%
Jupiter Japan Income	2.6%
Urban Logistics REIT	2.4%
Crux UK Special Solutions	2.4%
Polar Capital Global Insurance	2.4%
Polar Capital Japan Value	2.2%
BlackRock Emerging Markets	2.1%
Hipgnosis Songs	2.1%
River & Mercantile UK Micro Cap	2.0%
Polar Capital Biotechnology	2.0%

## FUND FACTS

**Launch Date:** 18th September 2018

**Fund Size:** £26.4m

**Total number of holdings:** 49

**Exposure to investment trusts:** 45.0%

**Type of Fund:** OEIC UCITS Scheme

**Sector:** IA Flexible Investment

**ISA Availability:** Yes

**Fund Managers:** Daniel Lockyer and Ben Conway assisted by Dan Cartridge and Ben Mackie

**Price:** Available at [www.hawksmoorim.co.uk](http://www.hawksmoorim.co.uk) and [www.maitlandgroup.com](http://www.maitlandgroup.com)


**Platform Availability:** 7IM, Aegon, AJ Bell Investcentre, Alliance Trust Savings, Aviva, Cofunds, Elevate, Fidelity FundsNetwork, Hargreaves Lansdown, Interactive Investor, James Hay, Novia, Old Mutual Ireland, Old Mutual Wealth, Pershing Nexus, Standard Life, Transact, Zurich

## PORTFOLIO BREAKDOWN

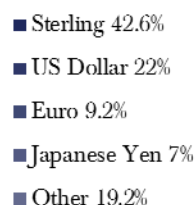
### Asset Breakdown



### Geographic Breakdown



### Currency Breakdown



## SHARE CLASS IDENTIFIERS

	C Accumulation	D Accumulation
Sedol	BG38228	BG38240
ISIN	GB00BG382281	GB00BG382406

## COSTS AND CHARGES

	C GBP	D GBP
<b>Costs included in the OCF:</b>		
Annual Management Charge (AMC)	0.75%	0.50%
Underlying Fund Costs*	0.49%	0.49%
Administration Costs*	0.25%	0.25%
<b>Ongoing Charge (OCF)*</b>	<b>1.49%</b>	<b>1.24%</b>
<b>Additional Costs not included in the OCF:</b>		
Transaction Costs**	0.51%	0.51%
Incidental Costs	0.00%	0.00%
<b>Total Cost of Investing (OCF plus Additional Costs)</b>	<b>2.00%</b>	<b>1.75%</b>
Minimum Investment Amount	£5,000 <sup>^</sup>	£30,000,000
Platform Availability	Yes	Yes

\*As at 30/04/2020 \*\*As at 31/12/2019

<sup>^</sup> Waived on all platforms

## DEFINITIONS

<b>Administration Costs</b>	Including charges of the Authorised Corporate Director, Administrator, Depositary etc
<b>Annual Management Charge</b>	The only fee that Hawksmoor receive for the management of the Funds
<b>Bonds</b>	Debt issued by a company (corporate) or government (sovereign) in order to raise money
<b>Equities</b>	Shares in a company
<b>Incidental Costs</b>	The performance fee on the Fund if it exists - <i>our three Funds (Vanbrugh, Distribution and Global Opportunities) do not have performance fees</i>
<b>OCF</b>	The Ongoing Charge Figure (OCF) is the estimated annual charge for investing in a Fund
<b>OEIC</b>	An Open-Ended Investment Company is a type of investment vehicle that can vary in size and invests in other companies or funds
<b>Real Assets</b>	'Physical or intellectual property' assets where the value is expected to keep pace with inflation, such as property, songs or ships
<b>Resources</b>	Hard and soft commodities and related equities such as gold, oil or wheat
<b>Transaction Costs</b>	The charges associated with buying and selling the underlying holdings
<b>Underlying Fund Costs</b>	The charges of the underlying holdings, excluding listed investment trusts

## IMPORTANT INFORMATION

This financial promotion is issued by Hawksmoor Fund Managers which is a trading name of Hawksmoor Investment Management ("Hawksmoor"), the investment manager of the MI Hawksmoor Global Opportunities Fund ("Fund"). Hawksmoor is authorised and regulated by the Financial Conduct Authority. Hawksmoor's registered office is 2nd Floor Stratus House, Emperor Way, Exeter Business Park, Exeter, Devon EX1 3QS. Company Number: 6307442. The Fund's Authorised Corporate Director, Maitland Institutional Services Ltd ("Maitland") is also authorised and regulated by the Financial Conduct Authority. This document does not constitute an offer or invitation to any person, nor should its content be interpreted as investment or tax advice for which you should consult your financial adviser and/or accountant. The information and opinions it contains have been compiled or arrived at from sources believed to be reliable at the time and are given in good faith, but no representation is made as to their accuracy, completeness or correctness. Hawksmoor, its directors, officers, employees and their associates may have a holding in the Fund. Any opinion expressed in this document, whether in general or both on the performance of individual securities and in a wider economic context, represents the views of Hawksmoor at the time of preparation and may be subject to change. Past performance is not a guide to future performance. The value of an investment and any income from it can fall as well as rise as a result of market and currency fluctuations. You may not get back the amount you originally invested.

Please read the Prospectus and the relevant version of the Key Investor Information Document ("KIID") which can be found on our website [www.hawksmoorim.co.uk](http://www.hawksmoorim.co.uk) before making an investment. All information referred herein is at 30/11/2020 for the C Acc share class unless otherwise stated. HA4140