



# Cautious (0–40% Equity) Sustainable World



0.2%

TOTAL RETURN  
(LAST 1 YEAR)

2.4%

PORTFOLIO YIELD

0.25%+VAT

HAWKSMOOR ANNUAL  
MANAGEMENT CHARGE

0.58%

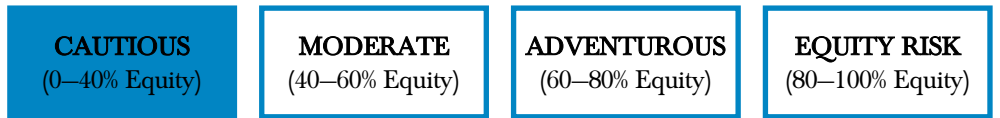
ONGOING CHARGES OF  
UNDERLYING FUNDS

0.08%

TRANSACTIONAL AND  
INCIDENTAL COSTS OF  
UNDERLYING FUNDS

Lower Risk

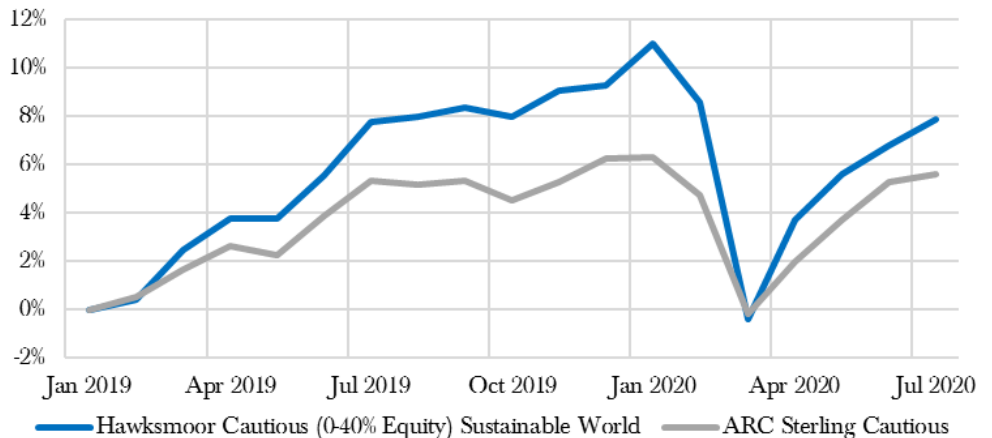
Higher Risk



**Cautious (0–40% Equity) portfolios** are intended for clients where a degree of equity risk is appropriate through an investment cycle, but where the longer-term preservation of capital is of primary importance. The portfolio will be managed with an asset allocation and risk profile consistent with a Dynamic Planner Fund Risk Profile of 4. You should be looking to invest for at least 3 years. The objective of this portfolio is to invest into funds with a Sustainable or Ethical mandate and seeks to provide returns from a combination of income and capital growth.



### PERFORMANCE



	1 month	3 months	6 months	1 year	Since inception 04/02/2019
<b>Hawksmoor Cautious (0-40% Equity) Sustainable World Portfolio</b>	0.8	3.7	-2.7	0.2	7.9
<i>ARC Sterling Balanced Asset</i>	0.0	2.9	-0.8	0.3	5.6

ALL OF OUR MODEL PORTFOLIOS ARE AVAILABLE ON THE FOLLOWING EIGHT PLATFORMS:

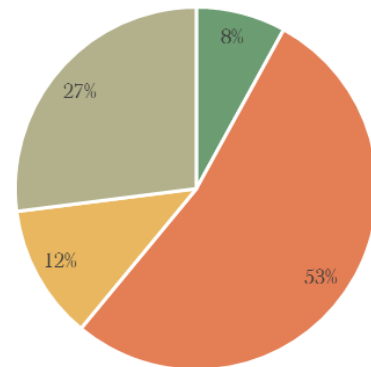


The performance shown is since launch (04/02/2019) on one of the platforms on which the portfolio was first available and there may be small variations in the asset allocation and past performance of the portfolio between platforms. Performance figures and charts sourced from Hawksmoor Research (total return, bid to bid, excluding fund rebates and excluding fees applied by the platform and adviser, but including Hawksmoor's fees without the VAT). These figures refer to the past and past performance is not a reliable indicator of future results.

## CURRENT POSITIONING


	Yield %	Risk Score	Weight %
<b>Cash</b>	<b>0.0</b>	<b>1</b>	<b>8</b>
<b>Fixed Income</b>			<b>53</b>
EdenTree Amity Sterling Bond	3.8	4	8
Royal London Ethical Bond	2.5	3.5	8
Liontrust Sustainable Future Corporate Bond	3.5	3.5	8
Rathbone Ethical Bond	3.8	3.5	8
Threadneedle UK Social Bond	2.2	3	7
Kames Ethical Corporate Bond	2.7	3	7
ASI Ethical Corporate Bond	2.3	3	7
<b>Equities</b>			<b>12</b>
Troy Trojan Ethical Income	2.7	5	2
Janus Henderson UK Responsible Income	4.2	5	2
BMO Responsible Global Equity	0.6	5	3
Janus Henderson Global Sustainable Equity	0.6	5	3
EdenTree Amity International	1.6	5.5	2
<b>Alternatives</b>			<b>27</b>
EdenTree Amity Short Dated Bond	1.3	2	11
Sarasin Global Real Estate Equity	2.8	5	8
BMO Responsible Sterling Corporate Bond	2.5	3	8
<b>Weighted Average</b>	<b>2.4</b>	<b>3.3</b>	

## ASSET ALLOCATION



	Policy Range	Current
Cash	2%	8%
Fixed Income	45–65%	53%
Equities	0–40%	12%
Alternatives	15–35%	27%
Hawksmoor Risk Score	2–4	3.3

For more information, please contact:



**Jill Gill**


Adviser Relationship Manager

01392 410180

jill.gill@hawksmoorim.co.uk



The Hawksmoor Model Portfolio Service is managed by:

**Jim Wood-Smith**  
Chief Investment Officer,  
Private Clients



**Ian Woolley, CFA**  
Senior Investment Analyst

**James Clark**  
Senior Fund Analyst



**Ben Luck**  
Research Assistant

**Important Information:** This financial promotion is issued by Hawksmoor Investment Management Limited (“Hawksmoor”) which is authorised and regulated by the Financial Conduct Authority. Hawksmoor’s registered office is 2nd Floor Stratus House, Emperor Way, Exeter Business Park, Exeter, Devon EX1 3QS. Company Number: 6307442. This document does not constitute an offer or invitation to any person, nor should its content be interpreted as investment or tax advice for which you should consult your financial adviser and/or accountant. The information and opinions herein are compiled from sources believed to be reliable at the time of writing and are given in good faith, but no representation is made as to their accuracy (completeness or correctness). Any opinion expressed in this document, whether in general or both on the performance of individual securities and in a wider economic context, represents the views of Hawksmoor at the time of preparation and may be subject to change (past performance is not a guide to future performance). The value of an investment and any income from it can fall as well as rise as a result of market and currency fluctuations. You may not get back the amount you originally invested. All information is at 31/07/2020 unless otherwise stated. **For professional advisers only.** HA3968



# Moderate (40–60% Equity) Sustainable World



1.7%

TOTAL RETURN  
(LAST 1 YEAR)

2.0%

PORTFOLIO YIELD

0.25%+VAT

HAWKSMOOR ANNUAL  
MANAGEMENT CHARGE

0.66%

ONGOING CHARGES OF  
UNDERLYING FUNDS

0.10%

TRANSACTIONAL AND  
INCIDENTAL COSTS OF  
UNDERLYING FUNDS

Lower Risk

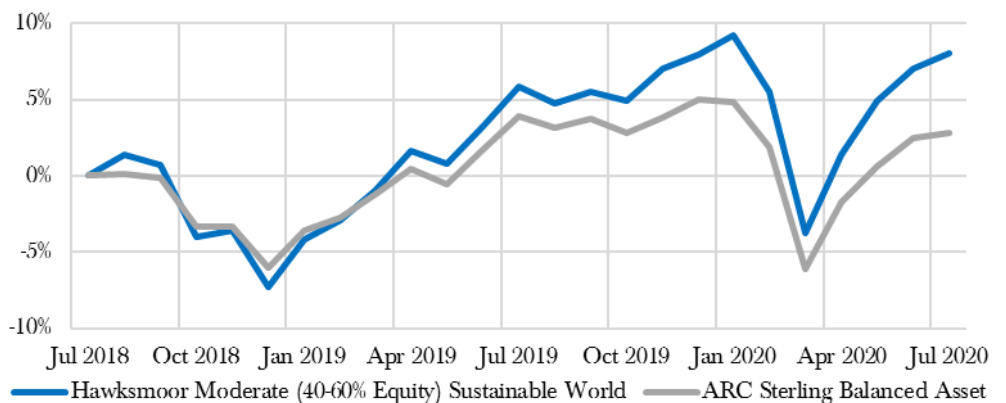
Higher Risk

<b>CAUTIOUS</b> (0–40% Equity)	<b>MODERATE</b> (40–60% Equity)	<b>ADVENTUROUS</b> (60–80% Equity)	<b>EQUITY RISK</b> (80–100% Equity)
-----------------------------------	------------------------------------	---------------------------------------	--

**Moderate (40–60% Equity) portfolios** are intended for clients seeking returns in excess of inflation, typically with an equity content of close to 50%. These returns are not to the exclusion of the longer-term preservation of capital. The Portfolio value will tend to rise and fall with equity markets, but to a lesser degree. The portfolio will be managed with an asset allocation and risk profile consistent with a Dynamic Planner Fund Risk Profile of 5. You should be looking to invest for at least 5 years. The objective of this portfolio is to invest into funds with a Sustainable or Ethical mandate and seeks to provide returns from a combination of income and capital growth.



## PERFORMANCE



	1 month	3 months	6 months	1 year	Since inception 16/07/2018
<b>Hawksmoor Moderate</b> (40-60% Equity) Sustainable World Portfolio	0.7	5.3	-1.5	1.7	8.0
<i>ARC Sterling Balanced Asset</i>	-0.4	3.9	-2.7	-1.9	2.8

ALL OF OUR MODEL PORTFOLIOS ARE AVAILABLE ON THE FOLLOWING EIGHT PLATFORMS:

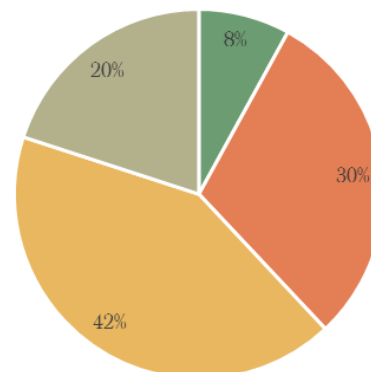


The performance shown is since launch (16/07/2018) on one of the platforms on which the portfolio was first available and there may be small variations in the asset allocation and past performance of the portfolio between platforms. Performance figures and charts sourced from Hawksmoor Research (total return, bid to bid, excluding fund rebates and excluding fees applied by the platform and adviser, but including Hawksmoor's fees without the VAT). These figures refer to the past and past performance is not a reliable indicator of future results.

## CURRENT POSITIONING


	Yield %	Risk Score	Weight %
<b>Cash</b>	<b>0.0</b>	<b>1</b>	<b>8</b>
<b>Fixed Income</b>			<b>30</b>
EdenTree Amity Sterling Bond	3.8	4	6
Liontrust Sustainable Future Corporate Bond	3.5	3.5	6
Royal London Ethical Bond	2.5	3.5	7
Rathbone Ethical Bond	3.8	3.5	6
Threadneedle UK Social Bond	2.2	3	5
<b>Equities</b>			<b>42</b>
Liontrust Sustainable Future UK Growth	1.6	5.5	3
EdenTree Amity UK	2.2	5	3
Janus Henderson UK Responsible Income	4.2	5	3
Troy Trojan Ethical Income	2.7	5	3
Royal London Sustainable Leaders Trust	1.7	5	4
WHEB Sustainability	0.9	6	4
BMO Responsible Global Equity	0.6	5	4
EdenTree Amity International	1.6	5.5	4
Liontrust Sustainable Future Global Growth	0.3	5.5	5
Baillie Gifford Positive Change	0.5	7	4
Janus Henderson Global Sustainable Equity	0.6	5	5
<b>Alternatives</b>			<b>20</b>
Sarasin Global Real Estate Equity	2.8	5	7
EdenTree Amity Short Dated Bond	1.3	2	7
BMO Responsible Sterling Corporate Bond	2.5	3	6
<b>Weighted Average</b>	<b>2.0</b>	<b>4.1</b>	

## ASSET ALLOCATION



	Policy Range	Current
Cash	2%	8%
Fixed Income	30–50%	30%
Equities	40–60%	42%
Alternatives	0–20%	20%
Hawksmoor Risk Score	3–5	4.1

For more information, please contact:



**Jill Gill**


Adviser Relationship Manager

01392 410180

jill.gill@hawksmoorim.co.uk



The Hawksmoor Model Portfolio Service is managed by:

**Jim Wood-Smith**  
Chief Investment Officer,  
Private Clients



**Ian Woolley, CFA**  
Senior Investment Analyst

**James Clark**  
Senior Fund Analyst



**Ben Luck**  
Research Assistant

**Important Information:** This financial promotion is issued by Hawksmoor Investment Management Limited (“Hawksmoor”) which is authorised and regulated by the Financial Conduct Authority. Hawksmoor’s registered office is 2nd Floor Stratus House, Emperor Way, Exeter Business Park, Exeter, Devon EX1 3QS. Company Number: 6307442. This document does not constitute an offer or invitation to any person, nor should its content be interpreted as investment or tax advice for which you should consult your financial adviser and/or accountant. The information and opinions herein are compiled from sources believed to be reliable at the time of writing and are given in good faith, but no representation is made as to their accuracy (completeness or correctness). Any opinion expressed in this document, whether in general or both on the performance of individual securities and in a wider economic context, represents the views of Hawksmoor at the time of preparation and may be subject to change (past performance is not a guide to future performance). The value of an investment and any income from it can fall as well as rise as a result of market and currency fluctuations. You may not get back the amount you originally invested. All information is at 31/07/2020 unless otherwise stated. **For professional advisers only.** HA3969



# Adventurous (60–80% Equity) Sustainable World



2.0%

TOTAL RETURN  
(LAST 1 YEAR)

1.8%

PORTFOLIO YIELD

0.25%+VAT

HAWKSMOOR ANNUAL  
MANAGEMENT CHARGE

0.71%

ONGOING CHARGES OF  
UNDERLYING FUNDS

0.12%

TRANSACTIONAL AND  
INCIDENTAL COSTS OF  
UNDERLYING FUNDS

Lower Risk

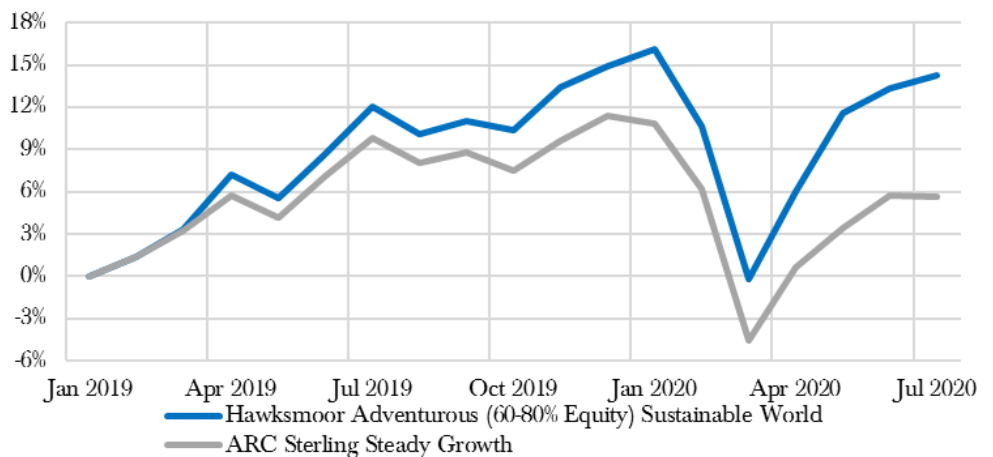
Higher Risk

<b>CAUTIOUS</b> (0–40% Equity)	<b>MODERATE</b> (40–60% Equity)	<b>ADVENTUROUS</b> (60–80% Equity)	<b>EQUITY RISK</b> (80–100% Equity)
-----------------------------------	------------------------------------	---------------------------------------	--

**Adventurous (60–80% Equity) portfolios** are intended for clients seeking returns similar to global equity markets, though not to the exclusion of capital preservation. The Portfolio value will tend to rise and fall with equity markets. The portfolio will be managed with an asset allocation and risk profile consistent with a Dynamic Planner Fund Risk Profile of 6. You should be looking to invest for at least 7 years. The objective of this portfolio is to invest into funds with a Sustainable or Ethical mandate and seeks to provide returns from a combination of income and capital growth.



## PERFORMANCE



	1 month	3 months	6 months	1 year	Since inception 04/02/2019
<b>Hawksmoor Adventurous (60-80% Equity) Sustainable World Portfolio</b>	0.7	6.1	-1.5	2.0	14.3
<i>ARC Sterling Steady Growth</i>	-0.9	4.5	-4.7	-3.8	5.6

ALL OF OUR MODEL PORTFOLIOS ARE AVAILABLE ON THE FOLLOWING EIGHT PLATFORMS:

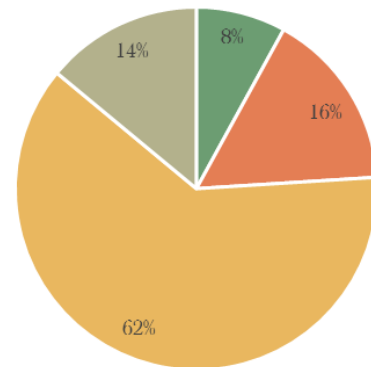


The performance shown is since launch (04/02/2019) on one of the platforms on which the portfolio was first available and there may be small variations in the asset allocation and past performance of the portfolio between platforms. Performance figures and charts sourced from Hawksmoor Research (total return, bid to bid, excluding fund rebates and excluding fees applied by the platform and adviser, but including Hawksmoor's fees without the VAT). These figures refer to the past and past performance is not a reliable indicator of future results.

## CURRENT POSITIONING


	Yield %	Risk Score	Weight %
<b>Cash</b>	<b>0.0</b>	<b>1</b>	<b>8</b>
<b>Fixed Income</b>			<b>16</b>
EdenTree Amity Sterling Bond	3.8	4	5
Rathbone Ethical Bond	3.8	3.5	5
Royal London Ethical Bond	2.5	3.5	6
<b>Equities</b>			<b>62</b>
Liontrust Sustainable Future UK Growth	1.6	5.5	4
EdenTree Amity UK	2.2	5	4
Janus Henderson UK Responsible Income	4.2	5	4
Unicorn UK Ethical Income	6.8	6	4
Troy Trojan Ethical Income	2.7	5	3
Royal London Sustainable Leaders Trust	1.7	5	4
Liontrust Sustainable Future Global Growth	0.3	5.5	6
Baillie Gifford Positive Change	0.5	7	6
EdenTree Amity International	1.6	5.5	5
WHEB Sustainability	0.9	6	6
Janus Henderson Global Sustainable Equity	0.6	5	6
BMO Responsible Global Equity	0.6	5	5
Jupiter Ecology	0.8	6	5
<b>Alternatives</b>			<b>14</b>
Sarasin Global Real Estate Equity	2.8	5	5
EdenTree Amity Short Dated Bond	1.3	2	5
BMO Responsible Sterling Corporate Bond	2.5	3	4
<b>Weighted Average</b>	<b>1.8</b>	<b>4.6</b>	

## ASSET ALLOCATION



	Policy Range	Current
Cash	2%	8%
Fixed Income	10–30%	16%
Equities	60–80%	62%
Alternatives	0–20%	14%
Hawksmoor Risk Score	4–6	4.6

For more information, please contact:



**Jill Gill**

Adviser Relationship Manager

01392 410180


jill.gill@hawksmoorim.co.uk

The Hawksmoor Model Portfolio Service is managed by:


**Jim Wood-Smith**  
Chief Investment Officer,  
Private Clients




**James Clark**  
Senior Fund Analyst



**Ian Woolley, CFA**  
Senior Investment Analyst



**Ben Luck**  
Research Assistant



**Important Information:** This financial promotion is issued by Hawksmoor Investment Management Limited (“Hawksmoor”) which is authorised and regulated by the Financial Conduct Authority. Hawksmoor’s registered office is 2nd Floor Stratus House, Emperor Way, Exeter Business Park, Exeter, Devon EX1 3QS. Company Number: 6307442. This document does not constitute an offer or invitation to any person, nor should its content be interpreted as investment or tax advice for which you should consult your financial adviser and/or accountant. The information and opinions herein are compiled from sources believed to be reliable at the time of writing and are given in good faith, but no representation is made as to their accuracy (completeness or correctness). Any opinion expressed in this document, whether in general or both on the performance of individual securities and in a wider economic context, represents the views of Hawksmoor at the time of preparation and may be subject to change (past performance is not a guide to future performance). The value of an investment and any income from it can fall as well as rise as a result of market and currency fluctuations. You may not get back the amount you originally invested. All information is at 31/07/2020 unless otherwise stated. **For professional advisers only.** HA3970

# Equity Risk (80–100% Equity) Sustainable World



1.2%

TOTAL RETURN  
(LAST 1 YEAR)

1.7%

PORTFOLIO YIELD

0.25%+VAT

HAWKSMOOR ANNUAL  
MANAGEMENT CHARGE

0.79%

ONGOING CHARGES OF  
UNDERLYING FUNDS

0.16%

TRANSACTIONAL AND  
INCIDENTAL COSTS OF  
UNDERLYING FUNDS

Lower Risk

Higher Risk

**CAUTIOUS**  
(0–40% Equity)

**MODERATE**  
(40–60% Equity)

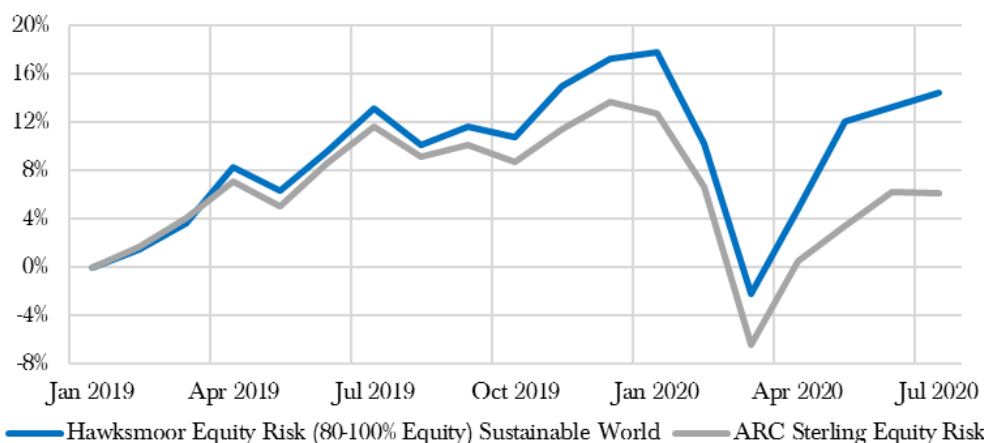
**ADVENTUROUS**  
(60–80% Equity)

**EQUITY RISK**  
(80–100% Equity)

**Equity Risk (80–100% Equity) portfolios** are intended for clients seeking returns similar to global equity markets. The Portfolio value will tend to rise and fall with equity markets. The portfolio will be managed with an asset allocation and risk profile consistent with a Dynamic Planner Fund Risk Profile of 7. You should be looking to invest for at least 7 years. The objective of this portfolio is to invest into funds with a Sustainable or Ethical mandate and seeks to provide returns from a combination of income and capital growth.



## PERFORMANCE



	1 month	3 months	6 months	1 year	Since inception 04/02/2019
<b>Hawksmoor Equity Risk (80-100% Equity) Sustainable World Portfolio</b>	0.4	6.8	-2.8	1.2	14.5
<i>ARC Sterling Equity Risk</i>	-1.2	5.2	-5.9	-5.0	6.1

ALL OF OUR MODEL PORTFOLIOS ARE AVAILABLE ON THE FOLLOWING EIGHT PLATFORMS:

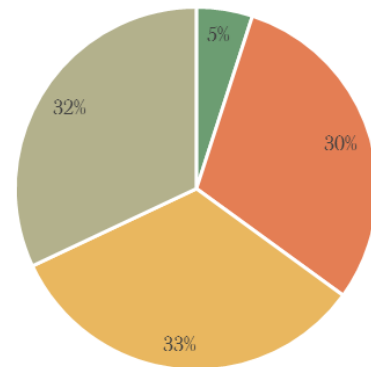


The performance shown is since launch (04/02/2019) on one of the platforms on which the portfolio was first available and there may be small variations in the asset allocation and past performance of the portfolio between platforms. Performance figures and charts sourced from Hawksmoor Research (total return, bid to bid, excluding fund rebates and excluding fees applied by the platform and adviser, but including Hawksmoor's fees without the VAT). These figures refer to the past and past performance is not a reliable indicator of future results.

## CURRENT POSITIONING


	Yield %	Risk Score	Weight %
<b>Cash</b>	0.0	1	5
<b>UK Equities</b>			30
Liontrust Sustainable Future UK Growth	1.6	5.5	7
EdenTree Amity UK	2.2	5	6
Unicorn UK Ethical Income	4.5	6	6
Janus Henderson UK Responsible Income	4.2	5	6
Troy Trojan Ethical Income	2.7	5	5
<b>Global Equities</b>			33
Liontrust Sustainable Future Global Growth	0.3	5.5	7
EdenTree Amity International	1.6	5.5	6
BMO Responsible Global Equity	0.6	5	7
Jupiter Ecology	0.9	6	6
Janus Henderson Global Sustainable Equity	0.6	5	7
<b>Thematic Equities</b>			32
WHEB Sustainability	0.9	6	7
Baillie Gifford Positive Change	0.5	7	7
Sarasin Global Real Estate Equity	2.8	5	7
Royal London Sustainable Leaders Trust	1.7	5	7
Hermes Impact Opportunities	0.0	7	4
<b>Weighted Average</b>	1.7	5.3	

## ASSET ALLOCATION



	Policy Range	Current
Cash	2%	5%
UK Equities		30%
Global Equities	80–100%	33%
Thematic Equities		32%
Hawksmoor Risk Score	5–8	5.3

For more information, please contact:



**Jill Gill**


Adviser Relationship Manager

01392 410180

jill.gill@hawksmoorim.co.uk



The Hawksmoor Model Portfolio Service is managed by:

**Jim Wood-Smith**  
Chief Investment Officer,  
Private Clients



**Ian Woolley, CFA**  
Senior Investment Analyst

**James Clark**  
Senior Fund Analyst



**Ben Luck**  
Research Assistant

**Important Information:** This financial promotion is issued by Hawksmoor Investment Management Limited (“Hawksmoor”) which is authorised and regulated by the Financial Conduct Authority. Hawksmoor’s registered office is 2nd Floor Stratus House, Emperor Way, Exeter Business Park, Exeter, Devon EX1 3QS. Company Number: 6307442. This document does not constitute an offer or invitation to any person, nor should its content be interpreted as investment or tax advice for which you should consult your financial adviser and/or accountant. The information and opinions herein are compiled from sources believed to be reliable at the time of writing and are given in good faith, but no representation is made as to their accuracy (completeness or correctness). Any opinion expressed in this document, whether in general or both on the performance of individual securities and in a wider economic context, represents the views of Hawksmoor at the time of preparation and may be subject to change (past performance is not a guide to future performance). The value of an investment and any income from it can fall as well as rise as a result of market and currency fluctuations. You may not get back the amount you originally invested. All information is at 31/07/2020 unless otherwise stated. **For professional advisers only.** HA3971