

# THE MI HAWKSMOOR GLOBAL OPPORTUNITIES FUND



30th April 2020

## FUND INFORMATION

### Investment Objective

The investment objective of the Fund is to provide capital growth.

### Investment Policy

The Fund's portfolio will consist primarily of a diversified range of open and closed ended funds. The portfolio will be actively managed, with the Investment Manager seeking to take advantage of inefficiencies in the pricing of closed ended funds and significant movements in financial markets. These global opportunities will be unconstrained by region or sector and may be volatile in the short term. Through its investments in these collectives, the portfolio will be exposed to a range of asset classes (such as equities, bonds, property and commodities), underlying currencies, geographic spread and funds managed by a variety of fund management groups and style of investment manager.

### Investment Outcome

The Fund's primary aim is to deliver returns, after charges, in excess of general markets over the long term (defined as rolling periods of 5+ years). In order to achieve this, the managers will invest in a variety of financial assets, using collectives to invest in long term structural growth themes, together with exploiting inefficiencies in the closed-ended sector – i.e. investment trusts trading at a discount. The portfolio will be fully invested and whilst diversified, it will have a minimum exposure to equities of 60%. It is therefore likely that investors will see fluctuation in the value of their investment over the short term, so they need to share the managers' long term perspective in order to increase the likelihood of superior long term total returns.

## RATINGS AND AWARDS



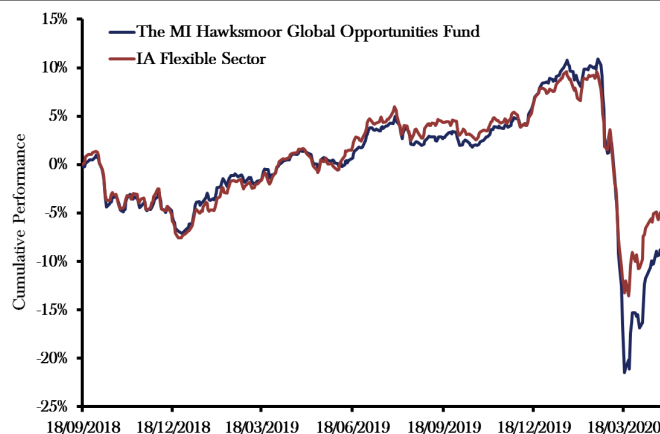
## CONTACT INFORMATION

### Business Development Manager:

David Chapman  
[david.chapman@hawksmoorfm.co.uk](mailto:david.chapman@hawksmoorfm.co.uk)  
 07384 114953

[www.hawksmoorim.co.uk](http://www.hawksmoorim.co.uk)

## PERFORMANCE



Cumulative performance % growth to last month end

	Annualised since launch	Since launch	1 year	3 months
<b>Fund</b>	<b>-4.4</b>	<b>-7.0</b>	<b>-8.4</b>	<b>-14.5</b>
Sector	-1.7	-2.7	-4.2	-9.0
Quartile in Sector	3	3	4	4

Discrete annual performance % growth to last quarter end

1 year to 31/03/2020	1 year to 31/03/2019	1 year to 31/03/2018	1 year to 31/03/2017	1 year to 31/03/2016
-14.8	-	-	-	-

Source: FE Analytics. All figures are presented after charges and fees plus any income credited during the period, on a total return basis, bid to bid in GBP. All information is at 30/04/2020 for the C Acc share class unless otherwise stated. C Acc share class launched 18/09/2018.

### Authorised Corporate Director:

Maitland Institutional Services Ltd, Hamilton Centre, Rodney Way, Chelmsford, Essex, CM1 3BY

Dealing Line: 0345 026 4283

## TOP 20 HOLDINGS

	% of assets
Artemis Global Select	4.6%
Phoenix Spree Deutschland	4.5%
Blue Whale Growth	4.1%
Oakley Capital	3.9%
Polar Capital UK Value Opportunities	3.7%
Urban Logistics REIT	3.0%
Aviva Global Equity Unconstrained	2.8%
BB Healthcare	2.8%
Prusik Asia	2.8%
Gresham House UK Multi Cap Income	2.8%
Fidelity Global Enhanced Income	2.7%
Teviot UK Smaller Companies	2.5%
Polar Capital Biotechnology	2.2%
Golden Prospect Precious Metals	2.2%
Crux UK Special Solutions	2.2%
Schroder Strategic Credit	2.1%
Nippon Active Value	2.1%
Fidelity Asia Pacific Opportunities	2.1%
Hipgnosis Songs	2.0%
Strategic Equity Capital	1.9%

## FUND FACTS

**Launch Date:** 18th September 2018

**Fund Size:** £24.1m

**Total number of holdings:** 49

**Exposure to investment trusts:** 43.9%

**Type of Fund:** OEIC UCITS Scheme

**Sector:** IA Flexible Investment

**ISA Availability:** Yes

**Fund Managers:** Daniel Lockyer and Ben Conway assisted by Dan Cartridge and Ben Mackie

**Price:** Available at [www.hawksmoorim.co.uk](http://www.hawksmoorim.co.uk) and [www.maitlandgroup.com](http://www.maitlandgroup.com)

**Platform Availability:** 7IM, Aegon, AJ Bell Investcentre, Alliance Trust Savings, Aviva, Cofunds, Elevate, Fidelity FundsNetwork, Hargreaves Lansdown, Interactive Investor, James Hay, Novia, Old Mutual Ireland, Old Mutual Wealth, Pershing Nexus, Standard Life, Transact, Zurich

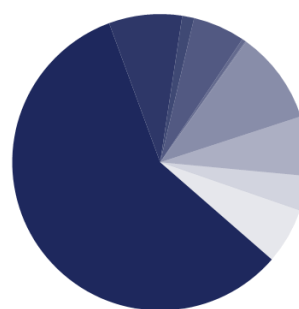
## INCOME

**Historic Yield:** 1.18%

**XD date:** 1st November

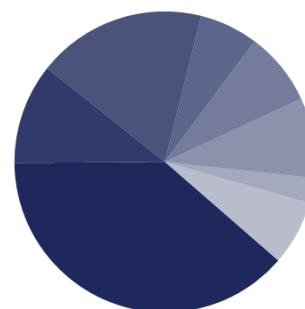
## PORTFOLIO BREAKDOWN

### Asset Breakdown



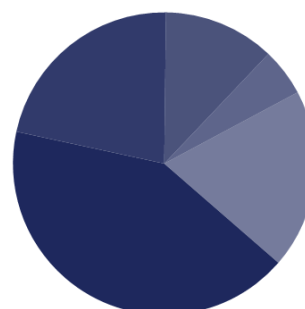
- Equities 58%
- Private Equity 8%
- Sovereign Bonds 1.3%
- Corporate Bonds 5.7%
- Convertible Bonds 0.4%
- Other Bonds 0.1%
- Property 10.1%
- Absolute Return 0%
- Resources 6.5%
- Other 3.8%
- Cash 6.1%

### Geographic Breakdown



- UK 38.5%
- Europe ex UK 10.8%
- North America 18.2%
- Japan 6.3%
- Asia ex Japan 7.9%
- Emerging Markets 8.6%
- Frontier Markets 2.7%
- Other 7%

### Currency Breakdown



- Sterling 42%
- US Dollar 21.8%
- Euro 11.9%
- Japanese Yen 5.1%
- Other 19.2%

## COSTS AND CHARGES

	C GBP	D GBP
<b>Costs included in the OCF:</b>		
Annual Management Charge (AMC)	0.75%	0.50%
Underlying Fund Costs*	0.39%	0.39%
Administration Costs*	0.25%	0.25%
<b>Ongoing Charge (OCF)*</b>	<b>1.39%</b>	<b>1.14%</b>
<b>Additional Costs not included in the OCF:</b>		
Transaction Costs**	0.51%	0.51%
Incidental Costs	0.00%	0.00%
<b>Total Cost of Investing (OCF plus Additional Costs)</b>	<b>1.90%</b>	<b>1.65%</b>
Minimum Investment Amount	£5,000 <sup>^</sup>	£30,000,000
Platform Availability	Yes	Yes

\* As at 31/10/2019

\*\* As at 31/12/2019

<sup>^</sup> Waived on all platforms

---

## SHARE CLASS IDENTIFIERS

---

	C Accumulation	D Accumulation
Sedol	BG38228	BG38240
ISIN	GB00BG382281	GB00BG382406

---

## DEFINITIONS

---

<b>Administration Costs</b>	Including charges of the Authorised Corporate Director, Administrator, Depositary etc
<b>Annual Management Charge</b>	The only charge that Hawksmoor receive for the management of the Funds
<b>Bonds</b>	Debt issued by a company (corporate) or government (sovereign) in order to raise money
<b>Commodities</b>	Hard assets that can be traded such as gold, oil or wheat
<b>Equities</b>	Shares in a company
<b>Historic Yield</b>	The last annual dividend divided by the month end price
<b>Incidental Costs</b>	The performance fee on the Fund if it exists - <i>our three Funds (Vanbrugh, Distribution and Global Opportunities) do not have performance fees</i>
<b>OCF</b>	The Ongoing Charge Figure (OCF) is the estimated annual charge for investing in a Fund
<b>OEIC</b>	An Open-Ended Investment Company is a type of investment vehicle that can vary in size and invests in other companies or funds
<b>Transaction Costs</b>	The charges associated with buying and selling the underlying holdings
<b>Underlying Fund Costs</b>	The charges of the underlying holdings, excluding listed investment trusts
<b>XD Date</b>	The date on which all share classes no longer come attached with the right to receive the income accumulated by the Fund since the last XD date

---

## IMPORTANT INFORMATION

---

This financial promotion is issued by Hawksmoor Fund Managers which is a trading name of Hawksmoor Investment Management (“Hawksmoor”), the investment manager of the MI Hawksmoor Global Opportunities Fund (“Fund”). Hawksmoor is authorised and regulated by the Financial Conduct Authority. Hawksmoor's registered office is 2nd Floor Stratus House, Emperor Way, Exeter Business Park, Exeter, Devon EX1 3QS. Company Number: 6307442. The Fund's Authorised Corporate Director, Maitland Institutional Services Ltd (“Maitland”) is also authorised and regulated by the Financial Conduct Authority. This document does not constitute an offer or invitation to any person, nor should its content be interpreted as investment or tax advice for which you should consult your financial adviser and/or accountant. The information and opinions it contains have been compiled or arrived at from sources believed to be reliable at the time and are given in good faith, but no representation is made as to their accuracy, completeness or correctness. Hawksmoor, its directors, officers, employees and their associates may have a holding in the Fund. Any opinion expressed in this document, whether in general or both on the performance of individual securities and in a wider economic context, represents the views of Hawksmoor at the time of preparation and may be subject to change. Past performance is not a guide to future performance. The value of an investment and any income from it can fall as well as rise as a result of market and currency fluctuations. You may not get back the amount you originally invested.

Please read the Prospectus and the relevant version of the Key Investor Information Document (“KIID”) which can be found on our website [www.hawksmoorim.co.uk](http://www.hawksmoorim.co.uk) before making an investment. All information referred herein is at 30/04/2020 for the C Acc share class unless otherwise stated. HA3806