


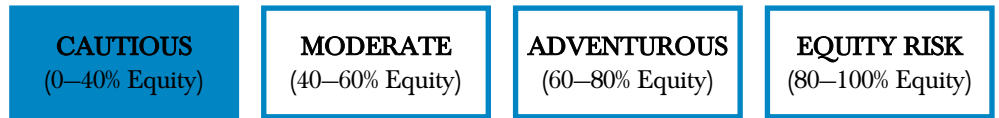


Cautious (0–40% Equity) Sustainable World



Lower Risk

Higher Risk



Cautious (0 –40% Equity) portfolios are intended for clients where a degree of equity risk is appropriate through an investment cycle, but where the longer-term preservation of capital is of primary importance. The portfolio will be managed with an asset allocation and risk profile consistent with a Dynamic Planner Fund Risk Profile of 4. You should be looking to invest for at least 3 years. The objective of this portfolio is to invest into funds with a Sustainable or Ethical mandate and seeks to provide returns from a combination of income and capital growth.



PERFORMANCE

Under FCA regulation, we are unable to provide performance data until one year after launch.

This model portfolio was launched on 4th February 2019.

2.5%

PORTFOLIO YIELD

0.25%+VAT

HAWKSMOOR ANNUAL
MANAGEMENT CHARGE

0.66%

ONGOING CHARGES OF
UNDERLYING FUNDS

0.06%

TRANSACTIONAL AND
INCIDENTAL COSTS OF
UNDERLYING FUNDS

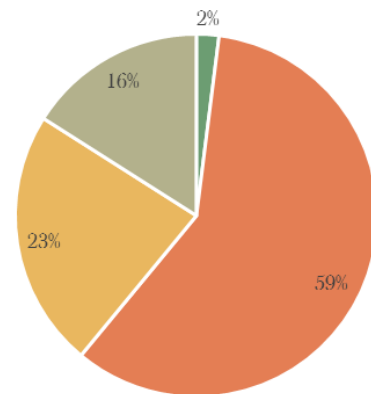
ALL OF OUR MODEL PORTFOLIOS ARE AVAILABLE ON THE FOLLOWING EIGHT PLATFORMS:



CURRENT POSITIONING


	Yield %	Risk Score	Weight %
Cash	0.0	1	2
Fixed Income			59
EdenTree Amity Sterling Bond	3.8	4	8
Royal London Ethical Bond	2.5	3.5	8
Liontrust Sustainable Future Corporate Bond	3.5	3.5	8
Rathbone Ethical Bond	3.8	3.5	8
BMO Responsible Sterling Corporate Bond	2.5	3	8
Threadneedle UK Social Bond	2.2	3	7
Kames Ethical Corporate Bond	2.7	3	6
ASI Ethical Corporate Bond	2.3	3	6
Equities			23
EdenTree Amity UK	2.2	5	3
Troy Trojan Ethical Income	2.7	5	4
Janus Henderson UK Responsible Income	4.2	5	3
BMO Responsible Global Equity	0.6	5	4
Janus Henderson Global Sustainable Equity	0.6	5	4
EdenTree Amity International	1.6	5.5	3
Liontrust Sustainable Future Global Growth	0.3	5.5	2
Alternatives			16
EdenTree Amity Short Dated Bond	1.3	2	8
Sarasin Global Real Estate Equity	2.8	5	8
Weighted Average	2.5	3.7	

ASSET ALLOCATION



	Policy Range	Current
Cash	2%	2%
Fixed Income	45–65%	59%
Equities	0–40%	23%
Alternatives	15–35%	16%
Hawksmoor Risk Score	2–4	3.7

For more information, please contact:



Jill Gill


Adviser Relationship Manager

01392 410180

jill.gill@hawksmoorim.co.uk



The Hawksmoor Model Portfolio Service is managed by:

Jim Wood-Smith
Chief Investment Officer,
Private Clients



Ian Woolley, CFA
Senior Investment Analyst

James Clark
Senior Fund Analyst




Ben Luck
Research Assistant

Important Information: This financial promotion is issued by Hawksmoor Investment Management Limited (“Hawksmoor”) which is authorised and regulated by the Financial Conduct Authority. Hawksmoor’s registered office is 2nd Floor Stratus House, Emperor Way, Exeter Business Park, Exeter, Devon EX1 3QS. Company Number: 6307442. This document does not constitute an offer or invitation to any person, nor should its content be interpreted as investment or tax advice for which you should consult your financial adviser and/or accountant. The information and opinions herein are compiled from sources believed to be reliable at the time of writing and are given in good faith, but no representation is made as to their accuracy (completeness or correctness). Any opinion expressed in this document, whether in general or both on the performance of individual securities and in a wider economic context, represents the views of Hawksmoor at the time of preparation and may be subject to change (past performance is not a guide to future performance). The value of an investment and any income from it can fall as well as rise as a result of market and currency fluctuations. You may not get back the amount you originally invested. All information is at 31/01/2020 unless otherwise stated. **For professional advisers only.** HA3680



Moderate (40–60% Equity) Sustainable World



13.9%

TOTAL RETURN
(LAST 1 YEAR)

2.0%

PORTFOLIO YIELD

0.25%+VAT

HAWKSMOOR ANNUAL
MANAGEMENT CHARGE

0.72%

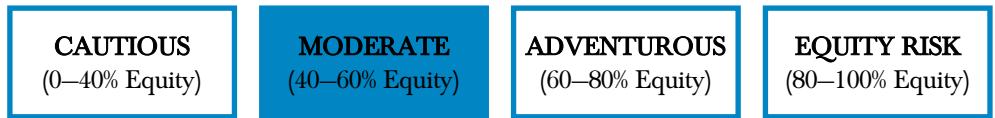
ONGOING CHARGES OF
UNDERLYING FUNDS

0.10%

TRANSACTIONAL AND
INCIDENTAL COSTS OF
UNDERLYING FUNDS

Lower Risk

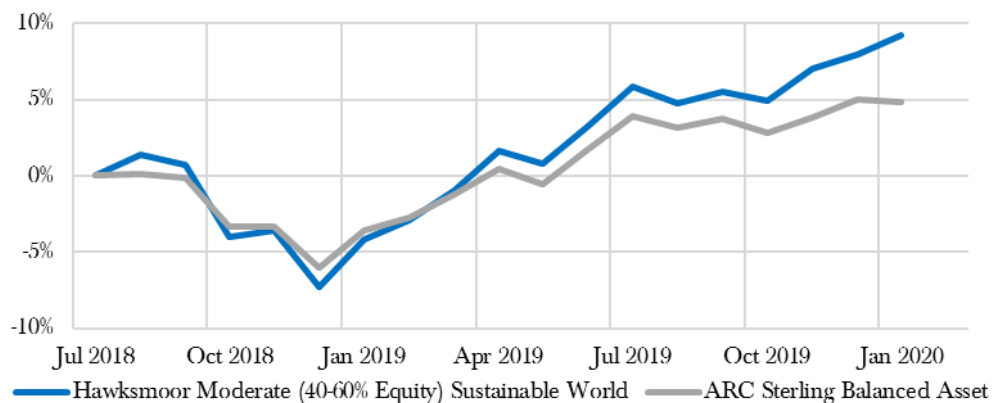
Higher Risk



Moderate (40–60% Equity) portfolios are intended for clients seeking returns in excess of inflation, typically with an equity content of close to 50%. These returns are not to the exclusion of the longer-term preservation of capital. The Portfolio value will tend to rise and fall with equity markets, but to a lesser degree. The portfolio will be managed with an asset allocation and risk profile consistent with a Dynamic Planner Fund Risk Profile of 5. You should be looking to invest for at least 5 years. The objective of this portfolio is to invest into funds with a Sustainable or Ethical mandate and seeks to provide returns from a combination of income and capital growth.



PERFORMANCE



	1 month	3 months	6 months	1 year	Since inception 16/07/2018
Hawksmoor Moderate (0-40% Equity) Sustainable World Portfolio	1.2	4.1	3.2	13.9	9.6
<i>ARC Sterling Balanced Asset</i>	-0.2	2.4	1.0	8.7	5.8

ALL OF OUR MODEL PORTFOLIOS ARE AVAILABLE ON THE FOLLOWING EIGHT PLATFORMS:

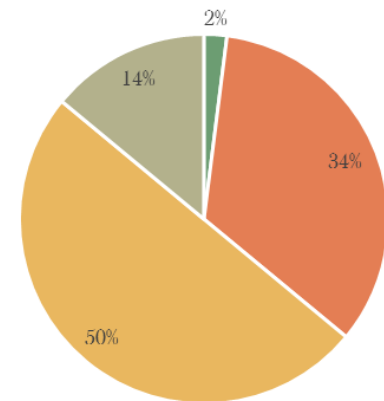


The performance shown is since launch (22/04/2010) on one of the platforms on which the portfolio was first available and there may be small variations in the asset allocation and past performance of the portfolio between platforms. Performance figures and charts sourced from Hawksmoor Research (total return, bid to bid, excluding fund rebates and excluding fees applied by the platform and adviser, but including Hawksmoor's fees without the VAT). These figures refer to the past and past performance is not a reliable indicator of future results.

CURRENT POSITIONING


	Yield %	Risk Score	Weight %
Cash	0.0	1	2
Fixed Income			34
EdenTree Amity Sterling Bond	3.8	4	5
Liontrust Sustainable Future Corporate Bond	3.5	3.5	6
Royal London Ethical Bond	2.5	3.5	6
Rathbone Ethical Bond	3.8	3.5	5
BMO Responsible Sterling Corporate Bond	2.5	3	7
Threadneedle UK Social Bond	2.2	3	5
Equities			50
Liontrust Sustainable Future UK Growth	1.6	5.5	4
EdenTree Amity UK	2.2	5	4
Janus Henderson UK Responsible Income	4.2	5	4
Troy Trojan Ethical Income	2.7	5	5
Royal London Sustainable Leaders Trust	1.7	5	4
WHEB Sustainability	0.9	6	5
BMO Responsible Global Equity	0.6	5	5
EdenTree Amity International	1.6	5.5	5
Liontrust Sustainable Future Global Growth	0.3	5.5	5
Baillie Gifford Positive Change	0.5	7	4
Janus Henderson Global Sustainable Equity	0.6	5	5
Alternatives			14
Sarasin Global Real Estate Equity	2.8	5	7
EdenTree Amity Short Dated Bond	1.3	2	7
Weighted Average	2.0	4.4	

ASSET ALLOCATION



	Policy Range	Current
Cash	2%	2%
Fixed Income	30–50%	34%
Equities	40–60%	50%
Alternatives	0–20%	14%
Hawksmoor Risk Score	3–5	4.4

For more information, please contact:



Jill Gill


Adviser Relationship Manager

01392 410180

jill.gill@hawksmoorim.co.uk



The Hawksmoor Model Portfolio Service is managed by:

Jim Wood-Smith
Chief Investment Officer,
Private Clients



Ian Woolley, CFA
Senior Investment Analyst

James Clark
Senior Fund Analyst




Ben Luck
Research Assistant

Important Information: This financial promotion is issued by Hawksmoor Investment Management Limited (“Hawksmoor”) which is authorised and regulated by the Financial Conduct Authority. Hawksmoor’s registered office is 2nd Floor Stratus House, Emperor Way, Exeter Business Park, Exeter, Devon EX1 3QS. Company Number: 6307442. This document does not constitute an offer or invitation to any person, nor should its content be interpreted as investment or tax advice for which you should consult your financial adviser and/or accountant. The information and opinions herein are compiled from sources believed to be reliable at the time of writing and are given in good faith, but no representation is made as to their accuracy (completeness or correctness). Any opinion expressed in this document, whether in general or both on the performance of individual securities and in a wider economic context, represents the views of Hawksmoor at the time of preparation and may be subject to change (past performance is not a guide to future performance). The value of an investment and any income from it can fall as well as rise as a result of market and currency fluctuations. You may not get back the amount you originally invested. All information is at 31/01/2020 unless otherwise stated. **For professional advisers only.** HA3681

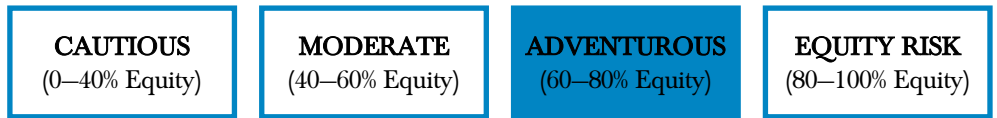


Adventurous (60–80% Equity) Sustainable World



Lower Risk

Higher Risk



Adventurous (60–80% Equity) portfolios are intended for clients seeking returns similar to global equity markets, though not to the exclusion of capital preservation. The Portfolio value will tend to rise and fall with equity markets. The portfolio will be managed with an asset allocation and risk profile consistent with a Dynamic Planner Fund Risk Profile of 6. You should be looking to invest for at least 7 years. The objective of this portfolio is to invest into funds with a Sustainable or Ethical mandate and seeks to provide returns from a combination of income and capital growth.



PERFORMANCE

Under FCA regulation, we are unable to provide performance data until one year after launch.

This model portfolio was launched on 4th February 2019.

1.8%

PORTFOLIO YIELD

0.25%+VAT

HAWKSMOOR ANNUAL
MANAGEMENT CHARGE

0.77%

ONGOING CHARGES OF
UNDERLYING FUNDS

0.13%

TRANSACTIONAL AND
INCIDENTAL COSTS OF
UNDERLYING FUNDS

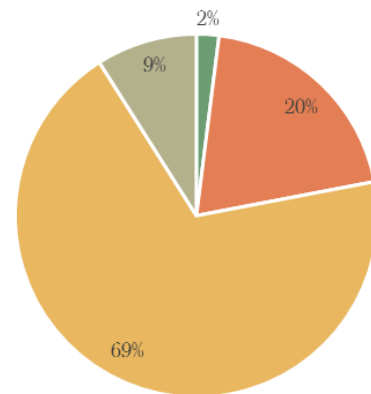
ALL OF OUR MODEL PORTFOLIOS ARE AVAILABLE ON THE FOLLOWING EIGHT PLATFORMS:



CURRENT POSITIONING


	Yield %	Risk Score	Weight %
Cash	0.0	1	2
Fixed Income			20
EdenTree Amity Sterling Bond	3.8	4	6
Rathbone Ethical Bond	3.8	3.5	5
Royal London Ethical Bond	2.5	3.5	5
BMO Responsible Sterling Corporate Bond	2.5	3	4
Equities			69
Liontrust Sustainable Future UK Growth	1.6	5.5	6
EdenTree Amity UK	2.2	5	5
Janus Henderson UK Responsible Income	4.2	5	6
Troy Trojan Ethical Income	2.7	5	6
Royal London Sustainable Leaders Trust	1.7	5	6
Liontrust Sustainable Future Global Growth	0.3	5.5	7
Baillie Gifford Positive Change	0.5	7	7
EdenTree Amity International	1.6	5.5	6
WHEB Sustainability	0.9	6	7
Janus Henderson Global Sustainable Equity	0.6	5	6
BMO Responsible Global Equity	0.6	5	7
Alternatives			9
Sarasin Global Real Estate Equity	2.8	5	5
EdenTree Amity Short Dated Bond	1.3	2	4
Weighted Average	1.8	4.8	

ASSET ALLOCATION



	Policy Range	Current
Cash	2%	2%
Fixed Income	10–30%	20%
Equities	60–80%	69%
Alternatives	0–20%	9%
Hawksmoor Risk Score	4–6	4.8

For more information, please contact:



Jill Gill

Adviser Relationship Manager

01392 410180


jill.gill@hawksmoorim.co.uk

The Hawksmoor Model Portfolio Service is managed by:


Jim Wood-Smith
Chief Investment Officer,
Private Clients




James Clark
Senior Fund Analyst



Ian Woolley, CFA
Senior Investment Analyst



Ben Luck
Research Assistant



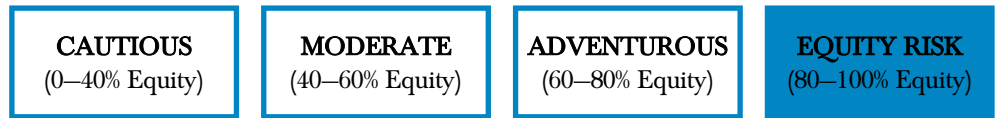
Important Information: This financial promotion is issued by Hawksmoor Investment Management Limited (“Hawksmoor”) which is authorised and regulated by the Financial Conduct Authority. Hawksmoor’s registered office is 2nd Floor Stratus House, Emperor Way, Exeter Business Park, Exeter, Devon EX1 3QS. Company Number: 6307442. This document does not constitute an offer or invitation to any person, nor should its content be interpreted as investment or tax advice for which you should consult your financial adviser and/or accountant. The information and opinions herein are compiled from sources believed to be reliable at the time of writing and are given in good faith, but no representation is made as to their accuracy (completeness or correctness). Any opinion expressed in this document, whether in general or both on the performance of individual securities and in a wider economic context, represents the views of Hawksmoor at the time of preparation and may be subject to change (past performance is not a guide to future performance). The value of an investment and any income from it can fall as well as rise as a result of market and currency fluctuations. You may not get back the amount you originally invested. All information is at 31/01/2020 unless otherwise stated. **For professional advisers only.** HA3682

Equity Risk (80–100% Equity) Sustainable World



Lower Risk

Higher Risk



Equity Risk (80–100% Equity) portfolios are intended for clients seeking returns similar to global equity markets. The Portfolio value will tend to rise and fall with equity markets. The portfolio will be managed with an asset allocation and risk profile consistent with a Dynamic Planner Fund Risk Profile of 7. You should be looking to invest for at least 7 years. The objective of this portfolio is to invest into funds with a Sustainable or Ethical mandate and seeks to provide returns from a combination of income and capital growth.



PERFORMANCE

Under FCA regulation, we are unable to provide performance data until one year after launch.

This model portfolio was launched on 4th February 2019.

1.6%

PORTFOLIO YIELD

0.25%+VAT

HAWKSMOOR ANNUAL
MANAGEMENT CHARGE

0.84%

ONGOING CHARGES OF
UNDERLYING FUNDS

0.14%

TRANSACTIONAL AND
INCIDENTAL COSTS OF
UNDERLYING FUNDS

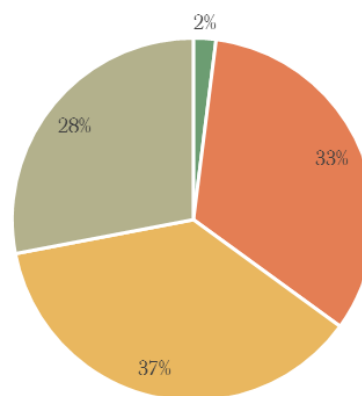
ALL OF OUR MODEL PORTFOLIOS ARE AVAILABLE ON THE FOLLOWING EIGHT PLATFORMS:



CURRENT POSITIONING


	Yield %	Risk Score	Weight %
Cash	0.0	1	2
UK Equities			33
Liontrust Sustainable Future UK Growth	1.6	5.5	8
EdenTree Amity UK	2.2	5	7
Unicorn UK Ethical Income	4.5	6	6
Janus Henderson UK Responsible Income	4.2	5	6
Troy Trojan Ethical Income	2.7	5	6
Global Equities			37
Liontrust Sustainable Future Global Growth	0.3	5.5	7
EdenTree Amity International	1.6	5.5	6
BMO Responsible Global Equity	0.6	5	7
Jupiter Ecology	0.9	6	5
Janus Henderson Global Sustainable Equity	0.6	5	6
Hermes Impact Opportunities	0.0	7	6
Thematic Equities			28
WHEB Sustainability	0.9	6	7
Baillie Gifford Positive Change	0.5	7	7
Sarasin Global Real Estate Equity	2.8	5	6
Royal London Sustainable Leaders Trust	1.7	5	8
Weighted Average	1.6	5.5	

ASSET ALLOCATION



	Policy Range	Current
Cash	2%	2%
UK Equities		33%
Global Equities	80–100%	37%
Thematic Equities		28%
Hawksmoor Risk Score	5–8	5.5

For more information, please contact:



Jill Gill

Adviser Relationship Manager

01392 410180


jill.gill@hawksmoorim.co.uk

The Hawksmoor Model Portfolio Service is managed by:


Jim Wood-Smith
Chief Investment Officer,
Private Clients




James Clark
Senior Fund Analyst



Ian Woolley, CFA
Senior Investment Analyst



Ben Luck
Research Assistant



Important Information: This financial promotion is issued by Hawksmoor Investment Management Limited (“Hawksmoor”) which is authorised and regulated by the Financial Conduct Authority. Hawksmoor’s registered office is 2nd Floor Stratus House, Emperor Way, Exeter Business Park, Exeter, Devon EX1 3QS. Company Number: 6307442. This document does not constitute an offer or invitation to any person, nor should its content be interpreted as investment or tax advice for which you should consult your financial adviser and/or accountant. The information and opinions herein are compiled from sources believed to be reliable at the time of writing and are given in good faith, but no representation is made as to their accuracy (completeness or correctness). Any opinion expressed in this document, whether in general or both on the performance of individual securities and in a wider economic context, represents the views of Hawksmoor at the time of preparation and may be subject to change (past performance is not a guide to future performance). The value of an investment and any income from it can fall as well as rise as a result of market and currency fluctuations. You may not get back the amount you originally invested. All information is at 31/12/2020 unless otherwise stated. **For professional advisers only.** HA3683