
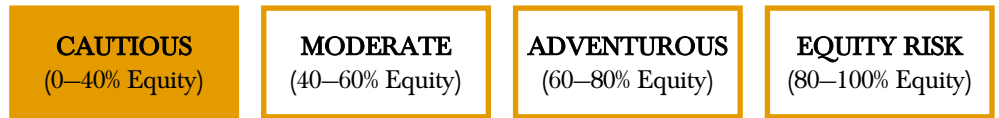


Cautious (0–40% Equity) Higher Income



Lower Risk

Higher Risk



Cautious (0–40% Equity) portfolios are intended for clients where a degree of equity risk is appropriate through an investment cycle, but where the longer-term preservation of capital is of primary importance. The portfolio will be managed with an asset allocation and risk profile consistent with a Dynamic Planner Fund Risk Profile of 4. You should be looking to invest for at least 3 years. The objective of this portfolio is to provide returns primarily from income.



PERFORMANCE

Under FCA regulation, we are unable to provide performance data until one year after launch.

This model portfolio was launched on 4th February 2019.

3.0%

PORTFOLIO YIELD

0.25%+VAT

HAWKSMOOR ANNUAL
MANAGEMENT CHARGE

0.72%

ONGOING CHARGES OF
UNDERLYING FUNDS

ALL OF OUR MODEL PORTFOLIOS ARE AVAILABLE ON THE FOLLOWING SIX PLATFORMS:

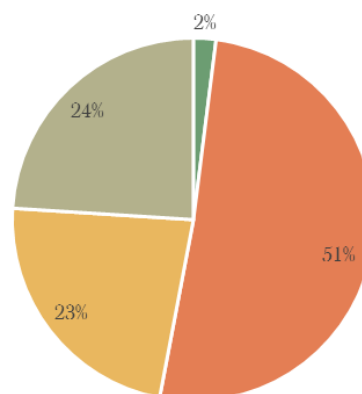


CURRENT POSITIONING

	Yield %	Risk Score	Weight %
Cash	0.0	1	2
Fixed Income			51
Royal London Short Dur. Global High Yield Bond	4.9	3	6
TwentyFour Monument Bond	1.8	3	5
Aviva Strategic Bond	3.8	4	5
iShares UK Gilts 0-5yr UCITS ETF	0.5	2	5
Church House Investment Grade Fixed Interest	2.1	2.5	5
M&G UK Inflation Linked Corporate Bond	1.2	2	5
Schroder Strategic Credit	4.2	3	5
Artemis Strategic Bond	4.1	3.5	5
Janus Henderson Strategic Bond	3.0	4	5
M&G Global Macro Bond	3.2	4	5
Equities			23
BlackRock UK Income	4.5	5	3
GAM UK Equity Income	4.9	5	4
JO Hambro UK Opportunities	3.2	4	3
Fidelity Global Dividend	2.8	5	3
Schroder Global Equity Income	4.3	5	4
Janus Henderson Global Equity Income	3.7	5	3
Guinness Global Equity Income	2.1	5	3
Alternatives			24
BMO Property Growth & Income	4.5	5	7
Levendi Thornbridge Defined Return ^{1 2}	5.0	5	5
Fortem Capital Progressive Growth ^{1 2}	4.0	4	5
Jupiter Absolute Return	0.6	3	4
Janus Henderson UK Absolute Return	0.0	4	3
	3.0	3.7*	100

*this figure is calculated by taking a weighted average

ASSET ALLOCATION




	Policy Range	Current
Cash	2%	2%
Fixed Income	45–65%	51%
Equities	0–40%	23%
Alternatives	15–35%	24%
Hawksmoor Risk Score	2–4	3.7

¹ Due to fund availability issues, the weighting assigned to *Levendi Defined Return* is currently held in *Fortem Capital Progressive Growth*, making a total 10% weighting on Standard Life only.

² Due to fund availability issues, the 5% and 5% weightings assigned to *Levendi Defined Return* and *Fortem Capital Progressive Growth*, making a total 10% weighting are being held in *Pimco Sterling Short Maturity Source ETF* on Aegon only.

For more information, please contact:



Jill Gill


Adviser Relationship Manager

01392 410180

jill.gill@hawksmoorim.co.uk



The Hawksmoor Model Portfolio Service is managed by:

Jim Wood-Smith
Chief Investment Officer,
Private Clients



Ian Woolley, CFA
Senior Investment Analyst


James Clark
Senior Fund Analyst



Ben Luck
Research Assistant

Important Information: This financial promotion is issued by Hawksmoor Investment Management Limited (“Hawksmoor”) which is authorised and regulated by the Financial Conduct Authority. Hawksmoor’s registered office is 2nd Floor Stratus House, Emperor Way, Exeter Business Park, Exeter, Devon EX1 3QS. Company Number: 6307442. This document does not constitute an offer or invitation to any person, nor should its content be interpreted as investment or tax advice for which you should consult your financial adviser and/or accountant. The information and opinions herein are compiled from sources believed to be reliable at the time of writing and are given in good faith, but no representation is made as to their accuracy (completeness or correctness). Any opinion expressed in this document, whether in general or both on the performance of individual securities and in a wider economic context, represents the views of Hawksmoor at the time of preparation and may be subject to change (past performance is not a guide to future performance). The value of an investment and any income from it can fall as well as rise as a result of market and currency fluctuations. You may not get back the amount you originally invested. All information is at 31/08/2019 unless otherwise stated. **For professional advisers only.** HA3448

Moderate (40–60% Equity) Higher Income



32.5%

TOTAL RETURN
(LAST 5 YEARS)

4.3%

PORTFOLIO YIELD

0.25%+VAT

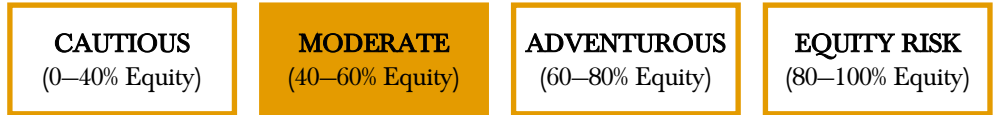
HAWKSMOOR ANNUAL
MANAGEMENT CHARGE

0.79%

ONGOING CHARGES OF
UNDERLYING FUNDS

Lower Risk

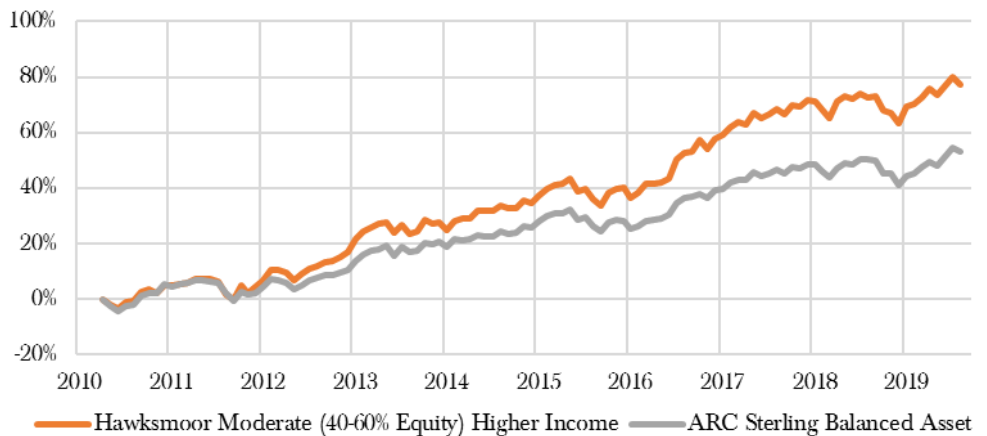
Higher Risk



Moderate (40–60% Equity) portfolios are intended for clients seeking returns in excess of inflation, typically with an equity content of close to 50%. These returns are not to the exclusion of the longer-term preservation of capital. The Portfolio value will tend to rise and fall with equity markets, but to a lesser degree. The portfolio will be managed with an asset allocation and risk profile consistent with a Dynamic Planner Fund Risk Profile of 5. You should be looking to invest for at least 5 years. The objective of this portfolio is to provide returns primarily from income.



PERFORMANCE



	3 months	1 Year	3 years	5 years	Since inception 22/04/2010
Hawksmoor Moderate (0-40% Equity) Higher Income Portfolio	2.1	2.5	15.9	32.5	76.4
<i>ARC Sterling Balanced Asset</i>	3.7	3.1	13.6	24.3	55.5

ALL OF OUR MODEL PORTFOLIOS ARE AVAILABLE ON THE FOLLOWING SIX PLATFORMS:



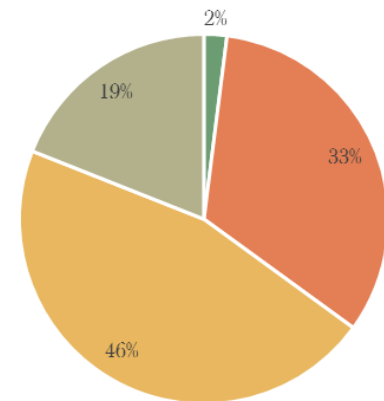
The performance shown is since launch (22/04/2010) on one of the platforms on which the portfolio was first available and there may be small variations in the asset allocation and past performance of the portfolio between platforms. Performance figures and charts sourced from Hawksmoor Research (total return, bid to bid, excluding fund rebates and excluding fees applied by the platform and adviser, but including Hawksmoor's fees without the VAT). These figures refer to the past and past performance is not a reliable indicator of future results.

CURRENT POSITIONING

	Yield %	Risk Score	Weight %
Cash	0.0	1	2
Fixed Income			33
Royal London Short Dur. Global High Yield Bond	4.9	3	5
Threadneedle High Yield Bond	4.3	4	5
Aviva Strategic Bond	3.8	4	5
M&G Emerging Markets Bond	6.0	5	5
Artemis Strategic Bond	4.1	3.5	5
TwentyFour Monument Bond	1.8	3	4
Schroder Strategic Credit	4.2	3	4
Equities			46
BlackRock UK Income	4.5	5	5
JO Hambro UK Dynamic	4.3	6	4
GAM UK Equity Income	4.9	5	5
Man GLG UK Income	4.9	5	5
Schroder Income Maximiser	9.2	5	5
Neptune US Income	1.9	5	6
BlackRock Continental European Income	4.4	5	3
Schroder Asian Income Maximiser	7.3	6	3
ASI Global Emerging Markets Equity Inc	3.4	7	3
Janus Henderson Global Equity Income	3.7	5	5
Jupiter Japan Income	2.4	6	2
Alternatives			19
BMO Property Growth & Income	4.5	5	9
Levendi Thornbridge Defined Return ^{1 2}	5.0	5	5
Fortem Capital Progressive Growth ^{1 2}	4.0	4	5
	4.3	4.5*	100

*this figure is calculated by taking a weighted average

ASSET ALLOCATION



	Policy Range	Current
Cash	2%	2%
Fixed Income	30–50%	33%
Equities	40–60%	46%
Alternatives	0–20%	19%
Hawksmoor Risk Score	3–5	4.5

¹ Due to fund availability issues, the weighting assigned to *Levendi Defined Return* is currently held in *Fortem Capital Progressive Growth*, making a total 10% weighting on and *Standard Life* only.

² Due to fund availability issues, the 5% weightings assigned to *Levendi Defined Return* and *Fortem Capital Progressive Growth*, making a total 10% weighting are being held in *Pinco Sterling Short Maturity Source ETF* on *Aegon* only.

For more information, please contact:



Jill Gill


Adviser Relationship Manager

01392 410180

jill.gill@hawksmoorim.co.uk



The Hawksmoor Model Portfolio Service is managed by:

Jim Wood-Smith
Chief Investment Officer,
Private Clients



Ian Woolley, CFA
Senior Investment Analyst


James Clark
Senior Fund Analyst



Ben Luck
Research Assistant

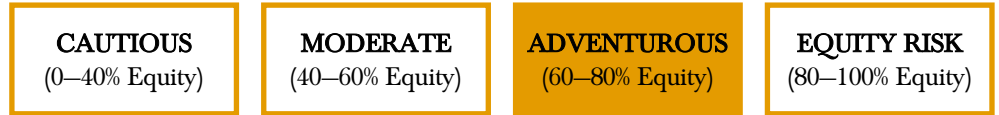
Important Information: This financial promotion is issued by Hawksmoor Investment Management Limited (“Hawksmoor”) which is authorised and regulated by the Financial Conduct Authority. Hawksmoor’s registered office is 2nd Floor Stratus House, Emperor Way, Exeter Business Park, Exeter, Devon EX1 3QS. Company Number: 6307442. This document does not constitute an offer or invitation to any person, nor should its content be interpreted as investment or tax advice for which you should consult your financial adviser and/or accountant. The information and opinions herein are compiled from sources believed to be reliable at the time of writing and are given in good faith, but no representation is made as to their accuracy (completeness or correctness). Any opinion expressed in this document, whether in general or both on the performance of individual securities and in a wider economic context, represents the views of Hawksmoor at the time of preparation and may be subject to change (past performance is not a guide to future performance). The value of an investment and any income from it can fall as well as rise as a result of market and currency fluctuations. You may not get back the amount you originally invested. All information is at 31/08/2019 unless otherwise stated. **For professional advisers only.** HA3449

Adventurous (60–80% Equity) Higher Income



Lower Risk

Higher Risk



Adventurous (60–80% Equity) portfolios are intended for clients seeking returns similar to global equity markets, though not to the exclusion of capital preservation. The Portfolio value will tend to rise and fall with equity markets. The portfolio will be managed with an asset allocation and risk profile consistent with a Dynamic Planner Fund Risk Profile of 6. You should be looking to invest for at least 7 years. The objective of this portfolio is to provide returns primarily from income.



PERFORMANCE

Under FCA regulation, we are unable to provide performance data until one year after launch.

This model portfolio was launched on 4th February 2019.

4.3%

PORTFOLIO YIELD

0.25%+VAT

HAWKSMOOR ANNUAL
MANAGEMENT CHARGE

0.81%

ONGOING CHARGES OF
UNDERLYING FUNDS

ALL OF OUR MODEL PORTFOLIOS ARE AVAILABLE ON THE FOLLOWING SIX PLATFORMS:

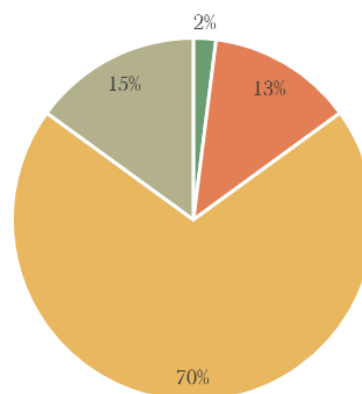


CURRENT POSITIONING

	Yield %	Risk Score	Weight %
Cash	0.0	1	2
Fixed Income			13
Artemis Strategic Bond	4.1	3.5	5
M&G Emerging Markets Bond	6.0	5	3
Threadneedle High Yield Bond	4.3	4	3
Polar Capital Global Convertibles	3.9	4	2
Equities			70
Man GLG UK Income	4.9	5	6
GAM UK Equity Income	4.9	5	6
Schroder Income Maximiser	9.2	5	6
JO Hambro UK Dynamic	4.3	6	6
BlackRock UK Income	4.5	5	6
Aberforth UK Small Companies	3.0	6	3
Neptune US Income	1.9	5	7
Schroder Asian Income Maximiser	7.3	6	6
ASI Global Emerging Markets Equity Inc	3.4	7	6
BlackRock Continental European Income	4.4	5	5
Polar Capital Global Insurance	1.5	5	4
Schroder Global Equity Income	4.3	5	4
Janus Henderson Global Equity Income	3.7	5	3
Baillie Gifford Japanese Income Growth	2.4	7	2
Alternatives			15
BMO Property Growth & Income	4.5	5	6
Fortem Capital Progressive Growth ¹	4.0	4	5
Sarasin Global Real Estate Equity	2.4	5	4
	4.3	5.1*	100

*this figure is calculated by taking a weighted average


ASSET ALLOCATION



	Policy Range	Current
Cash	2%	2%
Fixed Income	10–30%	13%
Equities	60–80%	70%
Alternatives	0–20%	15%
Hawksmoor Risk Score	4–6	5.1

¹ Due to fund availability issues, the weighting assigned to *Fortem Capital Progressive Growth* is being held in *Pimco Sterling Short Maturity Source ETF* on *Aegon* only.

For more information, please contact:



Jill Gill

Adviser Relationship Manager

01392 410180


jill.gill@hawksmoorim.co.uk

The Hawksmoor Model Portfolio Service is managed by:


Jim Wood-Smith
Chief Investment Officer,
Private Clients




James Clark
Senior Fund Analyst



Ian Woolley, CFA
Senior Investment Analyst



Ben Luck
Research Assistant



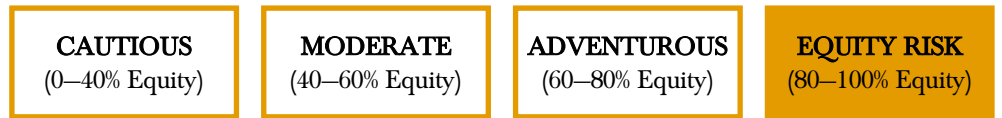
Important Information: This financial promotion is issued by Hawksmoor Investment Management Limited (“Hawksmoor”) which is authorised and regulated by the Financial Conduct Authority. Hawksmoor’s registered office is 2nd Floor Stratus House, Emperor Way, Exeter Business Park, Exeter, Devon EX1 3QS. Company Number: 6307442. This document does not constitute an offer or invitation to any person, nor should its content be interpreted as investment or tax advice for which you should consult your financial adviser and/or accountant. The information and opinions herein are compiled from sources believed to be reliable at the time of writing and are given in good faith, but no representation is made as to their accuracy (completeness or correctness). Any opinion expressed in this document, whether in general or both on the performance of individual securities and in a wider economic context, represents the views of Hawksmoor at the time of preparation and may be subject to change (past performance is not a guide to future performance). The value of an investment and any income from it can fall as well as rise as a result of market and currency fluctuations. You may not get back the amount you originally invested. All information is at 31/08/2019 unless otherwise stated. **For professional advisers only.** HA3450

Equity Risk (80–100% Equity) Higher Income



Lower Risk

Higher Risk



Equity Risk (80–100% Equity) portfolios are intended for clients seeking returns similar to global equity markets. The Portfolio value will tend to rise and fall with equity markets. The portfolio will be managed with an asset allocation and risk profile consistent with a Dynamic Planner Fund Risk Profile of 7. You should be looking to invest for at least 7 years. The objective of this portfolio is to provide returns primarily from income.



PERFORMANCE

Under FCA regulation, we are unable to provide performance data until one year after launch.

This model portfolio was launched on 4th February 2019.

4.2%

PORTFOLIO YIELD

0.25%+VAT

HAWKSMOOR ANNUAL
MANAGEMENT CHARGE

0.82%

ONGOING CHARGES OF
UNDERLYING FUNDS

ALL OF OUR MODEL PORTFOLIOS ARE AVAILABLE ON THE FOLLOWING SIX PLATFORMS:

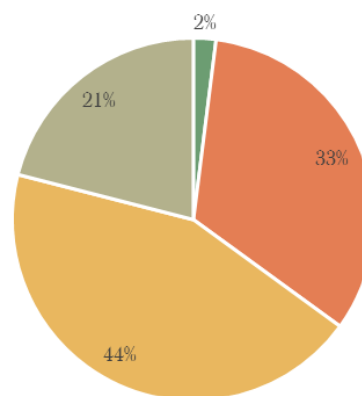


CURRENT POSITIONING

	Yield %	Risk Score	Weight %
Cash	0.0	1	2
UK Equities			33
Man GLG UK Income	4.9	5	6
GAM UK Equity Income	4.9	5	6
JO Hambro UK Dynamic	4.3	6	6
BlackRock UK Income	4.5	5	6
Schroder Income Maximiser	9.2	5	6
Aberforth UK Small Companies	3.0	6	3
Global Equities			44
Neptune US Income	1.9	5	6
Schroder Global Equity Income	4.3	5	6
Janus Henderson Global Equity Income	3.7	5	6
BlackRock Continental European Income	4.4	5	6
Schroder Asian Income Maximiser	7.3	6	6
Fidelity Global Dividend	2.8	5	5
Baillie Gifford Japanese Income Growth	2.4	7	5
ASI Global Emerging Markets Equity Inc	3.4	7	4
Thematic Equities			21
BMO Property Growth & Income	4.5	5	7
Fortem Capital Progressive Growth ¹	4.0	4	6
Sarasin Global Real Estate Equity	2.4	5	4
Polar Capital Global Insurance	1.5	5	4
	4.2	5.2*	100

*this figure is calculated by taking a weighted average


ASSET ALLOCATION



	Policy Range	Current
Cash	2%	2%
UK Equities		33%
Global Equities	80–100%	44%
Thematic Equities		21%
Hawksmoor Risk Score	5–8	5.2

¹ Due to fund availability issues, the weighting assigned to *Fortem Capital Progressive Growth* is being held in *Pimco Sterling Short Maturity Source ETF* on Aegon only.

For more information, please contact:



Jill Gill


Adviser Relationship Manager

01392 410180

jill.gill@hawksmoorim.co.uk



The Hawksmoor Model Portfolio Service is managed by:

Jim Wood-Smith
Chief Investment Officer,
Private Clients



Ian Woolley, CFA
Senior Investment Analyst

James Clark
Senior Fund Analyst



Ben Luck
Research Assistant

Important Information: This financial promotion is issued by Hawksmoor Investment Management Limited (“Hawksmoor”) which is authorised and regulated by the Financial Conduct Authority. Hawksmoor’s registered office is 2nd Floor Stratus House, Emperor Way, Exeter Business Park, Exeter, Devon EX1 3QS. Company Number: 6307442. This document does not constitute an offer or invitation to any person, nor should its content be interpreted as investment or tax advice for which you should consult your financial adviser and/or accountant. The information and opinions herein are compiled from sources believed to be reliable at the time of writing and are given in good faith, but no representation is made as to their accuracy (completeness or correctness). Any opinion expressed in this document, whether in general or both on the performance of individual securities and in a wider economic context, represents the views of Hawksmoor at the time of preparation and may be subject to change (past performance is not a guide to future performance). The value of an investment and any income from it can fall as well as rise as a result of market and currency fluctuations. You may not get back the amount you originally invested. All information is at 31/08/2019 unless otherwise stated. **For professional advisers only.** HA3451