

THE MI HAWKSMOOR VANBRUGH FUND

31st December 2018



FUND FACTS

Investment Objective

The investment objective of the Fund is to provide capital growth and income.

Investment Policy

The Fund's portfolio will consist primarily of a diversified range of open and closed ended funds. The portfolio will be actively managed, with the investment manager seeking to take advantage of inefficiencies in the pricing of closed ended funds and significant movements in the financial markets. Through its investments in these collectives, the portfolio will be exposed to a range of asset classes (such as equities, bonds, property and commodities), underlying currencies, geographic spread and funds managed by a variety of fund management groups and style of investment manager.

Investment Outcome

The Fund's primary aim is to deliver returns, after charges, in excess of CPI over the medium term (defined as rolling periods of 3-5 years). In striving to achieve this target, the managers seek to strike the right balance between the need to generate positive real returns and preserve capital by investing in a variety of financial assets which can be volatile. The managers will seek to mitigate against this volatility by ensuring a diversified portfolio of assets, each of which share the common characteristics of a margin of safety and low intra-asset correlations. However, investors may see fluctuation in the value of their investment over the short term, so they need to share the managers' long term perspective in order to increase the likelihood of superior long term total returns. Whilst there is no yield target, the Fund will always contain an allocation to bonds and other income producing assets, so some income generation is likely.

Fund Managers:

Fund Management Team
(Richard Scott, Daniel Lockyer and Ben Conway)

Launch Date: 18th February 2009

Fund Size: £133.1m

ISA Availability: Yes

Type of Fund: OEIC UCITS Scheme

Sector: IA Mixed Investment 20-60% Shares

Investment Manager:

Hawksmoor Investment Management Ltd,
17 Dix's Field, Exeter, EX1 1QA.
www.hawksmoorim.co.uk

Contact Details:

Sales Manager: David Chapman
Email: david.chapman@hawksmoorfm.co.uk
Tel: 07384 114953

Authorised Corporate Director:

Maitland Institutional Services Ltd,
Springfield Lodge, Colchester Rd, Chelmsford, Essex, CM2 5PW.

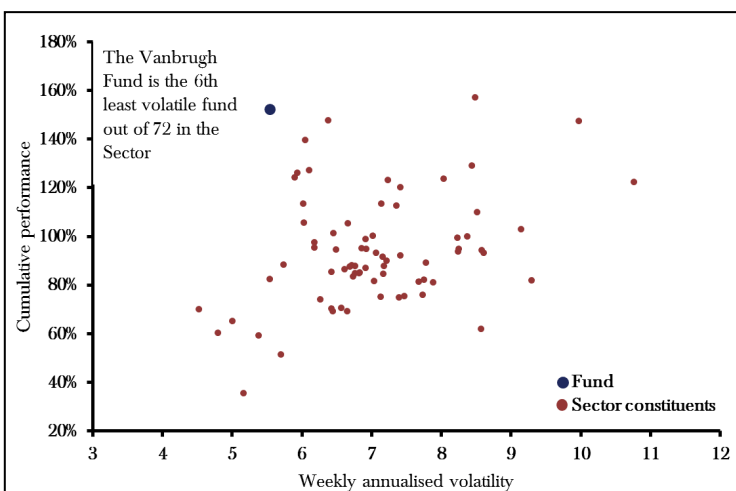
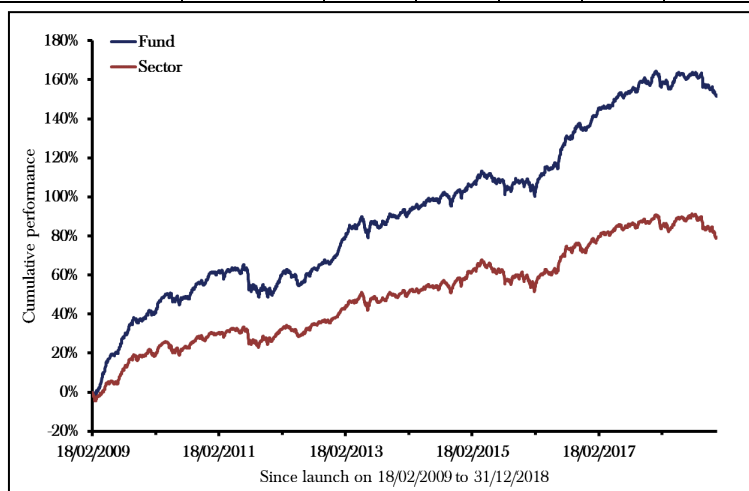
Dealing Line: 0345 026 4283

The daily price of the Fund can be found on the Hawksmoor website and at www.maitlandgroup.com.

PERFORMANCE

Cumulative performance % growth to last month end (C Acc)						
	Annualised since launch	Since launch	5 years	3 years	1 year	3 months
Fund	9.8	152.1	31.5	20.6	-3.9	-3.9
Sector	6.1	79.4	19.1	12.2	-5.1	-5.4
Quartile in Sector	1	1	1	1	2	1

Discrete annual performance % growth to last quarter end (C Acc)				
1 year to 31/12/2018	1 year to 31/12/2017	1 year to 31/12/2016	1 year to 31/12/2015	1 year to 31/12/2014
-3.9	10.8	13.3	3.0	5.9



Source: Financial Express Analytics. All figures are presented after charges and fees plus any income credited during the period, on a total return basis, bid to bid in GBP. All information is at 31/12/2018 for the C Acc share class unless otherwise stated. C Acc share class launched 14/03/2014 so performance history extended to first share class launch date. Scatter chart data from launch on 18/02/2009.

PORTFOLIO BREAKDOWN

Top 10 holdings

	% of assets
Jupiter Absolute Return	4.9%
Merian Global Equity Absolute Return	3.8%
TwentyFour Monument Bond	3.8%
Phoenix Spree Deutschland	3.7%
Polar Capital Global Convertibles	3.6%
Merian Gold & Silver	3.5%
Polar Capital UK Value Opportunities	2.9%
Muzinich Asia Credit Opportunities	2.8%
Polar Capital Global Insurance	2.8%
Royal London Short Duration Global High Yield Bond	2.6%

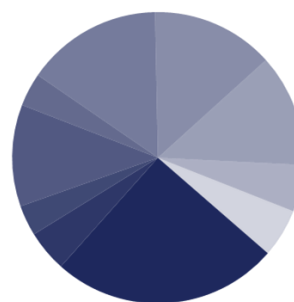
Total number of holdings 48

% in closed-ended funds 33.4%

IA Mixed Investment 20-60% Shares Sector restrictions

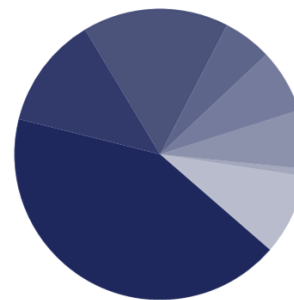
Equities (min. 20% max. 60%)	37.9%
Fixed interest & cash (min. 30%)	35.1%
Sterling, Euro and US Dollar (min. 60%)	82.4%

Asset Breakdown



- Equities 25.2%
- Private Equity 4.6%
- Sovereign Bonds 3.4%
- Corporate Bonds 11.3%
- Convertible Bonds 3.7%
- Other Bonds 15.1%
- Property 13.6%
- Absolute Return 12.5%
- Resources 5.2%
- Cash 5.4%

Geographic Breakdown



- UK 42.5%
- Europe ex UK 12.5%
- North America 16.2%
- Japan 5.4%
- Asia ex Japan 7.1%
- Emerging Markets 6.5%
- Frontier Markets 0.8%
- Other 9%

RATINGS/AWARDS



The Defaqto 5 Diamond Multi-Manager Return Focused Rating reflects the C Share Class. Defaqto Risk Ratings apply to all available share classes.

Currency Breakdown

Sterling	Euro	US Dollar	Yen	Other
59.4%	8.7%	14.3%	4.8%	12.8%

For a more detailed breakdown of the Fund, please see our Quarterly Report.

SHARE CLASS INFORMATION

	B Income	B Accumulation	C Income	C Accumulation	B Accumulation EUR
Sedol	B62HV74	B55LY99	BJ4GVR0	BJ4GVQ9	B908471
ISIN	GB00B62HV744	GB00B55LY991	GB00BJ4GVR00	GB00BJ4GVQ92	GB00B9084716
Historic yield	1.39%	1.38%	1.52%	1.50%	1.53%
Annual management charge	1%	1%	0.75%	0.75%	0.75%
Ongoing Charge (as at 31/10/2018)	1.76%	1.76%	1.51%	1.51%	1.51%
Minimum Investment Amount	£5,000	£5,000	£2,000,000 [^]	£2,000,000 [^]	€5,000
Platform Availability	No	No	Yes	Yes	Yes

XD dates: 1st May and 1st November. Payment dates: 30th June and 31st December.

[^]Waived on platform

RISK WARNINGS AND OTHER INFORMATION

This financial promotion is issued by Hawksmoor Fund Managers which is a trading name of Hawksmoor Investment Management ("Hawksmoor"), the investment manager of the MI Hawksmoor Vanbrugh Fund ("Fund"). Hawksmoor is authorised and regulated by the Financial Conduct Authority. Hawksmoor's registered office is 2nd Floor Stratus House, Emperor Way, Exeter Business Park, Exeter, Devon EX1 3QS. Company Number: 6307442. The Fund's Authorised Corporate Director, Maitland Institutional Services Ltd ("Maitland") is also authorised and regulated by the Financial Conduct Authority. This document does not constitute an offer or invitation to any person, nor should its content be interpreted as investment or tax advice for which you should consult your financial adviser and/or accountant. The information and opinions it contains have been compiled or arrived at from sources believed to be reliable at the time and are given in good faith, but no representation is made as to their accuracy, completeness or correctness. Hawksmoor, its directors, officers, employees and their associates may have a holding in the Fund. Any opinion expressed in this document, whether in general or both on the performance of individual securities and in a wider economic context, represents the views of Hawksmoor at the time of preparation. They are subject to change. Past performance is not a guide to future performance. The value of an investment and any income from it can fall as well as rise as a result of market and currency fluctuations. You may not get back the amount you originally invested. Please read the Prospectus and the Key Investor Information Document ("KIID") before making an investment. All information is at 31/12/2018 for the C Acc share class unless otherwise stated. C Acc share class launched 14/03/2014 so performance history extended to first share class launch date. HA3024.