

# QUARTERLY REPORT Q3 2018



## THE MI HAWKSMOOR DISTRIBUTION FUND

The one-stop investment solution for  
income and growth.

INVESTMENT  
WEEK  
SPECIALIST INVESTMENT  
AWARDS 2017

WINNER

Boutique Management Group of  
the Year (Multiple Strategies)



FUND MANAGER  
OF THE  
YEAR AWARDS

WINNER  
MANAGED BALANCED

Professional Adviser 2017  
awards

WINNER

Best Multi-Asset Fund  
Rising Income



### INVESTMENT OUTCOME

The Distribution Fund's primary aim is to deliver an attractive level of income. In doing this the managers will aim to ensure the Fund's yield will always be at a premium to a composite index of financial asset classes (equities, bonds, property and cash). The intention is to increase the distribution alongside an increase in capital growth in order to maintain an attractive distribution yield for new and existing investors. Therefore investors should expect to receive a total return on their investment that will be somewhat correlated to financial markets given the Fund's fully invested, albeit diversified, portfolio.

1 The Defaqto 5 Diamond Multi-Manager Return Focused Rating reflects the C Share Class. Defaqto Multi-Asset Income and Risk Ratings apply to all available share classes.

# INTRODUCTION



*“Don’t judge each day by the harvest you reap, but by the seeds that you plant.”*  
*Robert Louis Stevenson*

---

## Contents

---

- Page 3. Market Performance
- Page 4. Fund Performance Charts
- Page 5. Fund Performance by Holding
- Page 6. Portfolio Activity
- Page 7. Portfolio Holdings
- Page 8. Thought of the Quarter: The Roman god Janus’s lessons for investors

---

## Our Team

---

### **Daniel Lockyer** *Senior Fund Manager*

Financial Express aggregated track record of 13+ years running retail funds – outperformed peer group by 44%, returning 127% versus 83% (13/01/2005 to 30/09/2018)

### **Richard Scott** *Senior Fund Manager*

Financial Express aggregated track record of 18+ years running retail funds – outperformed peer group by 211%, returning 485% versus 274% (31/12/1999 to 30/09/2018)

### **Ben Conway** *Senior Fund Manager*

Financial Express aggregated track record of 4+ years running retail funds – outperformed peer group by 8%, returning 39% versus 31% (01/01/2014 to 30/09/2018)

### **Hannah Isaac** *Head of Fund Operations*

### **Dan Cartridge** *Fund Management Assistant*

### **Matilda Cretney** *Team Assistant*

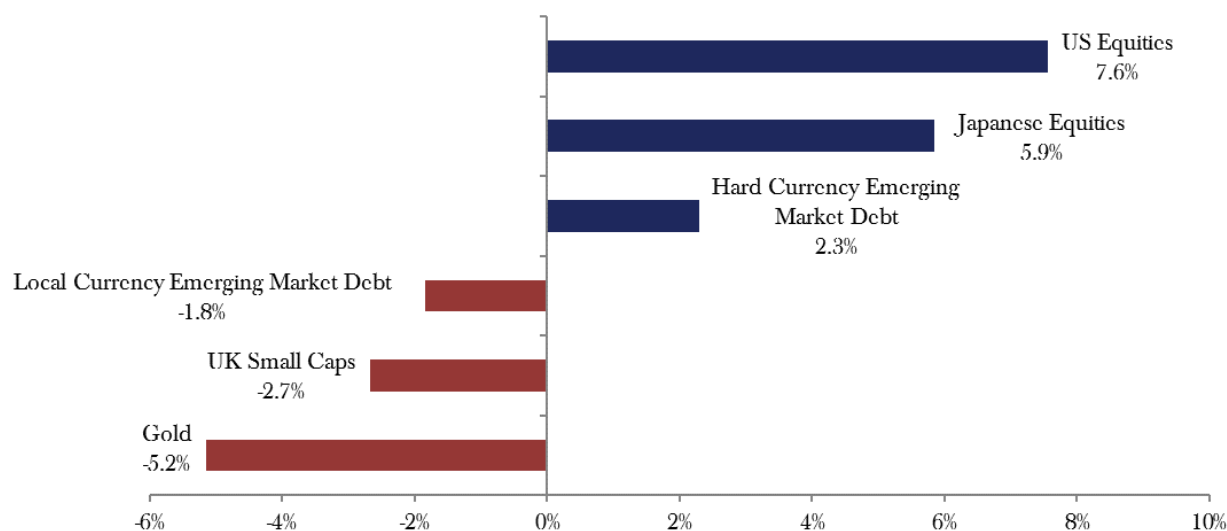


Left to right: Richard Scott, Hannah Isaac, Daniel Lockyer, Dan Cartridge, Ben Conway

# MARKET PERFORMANCE



## Top and bottom three performing asset classes



## Commentary

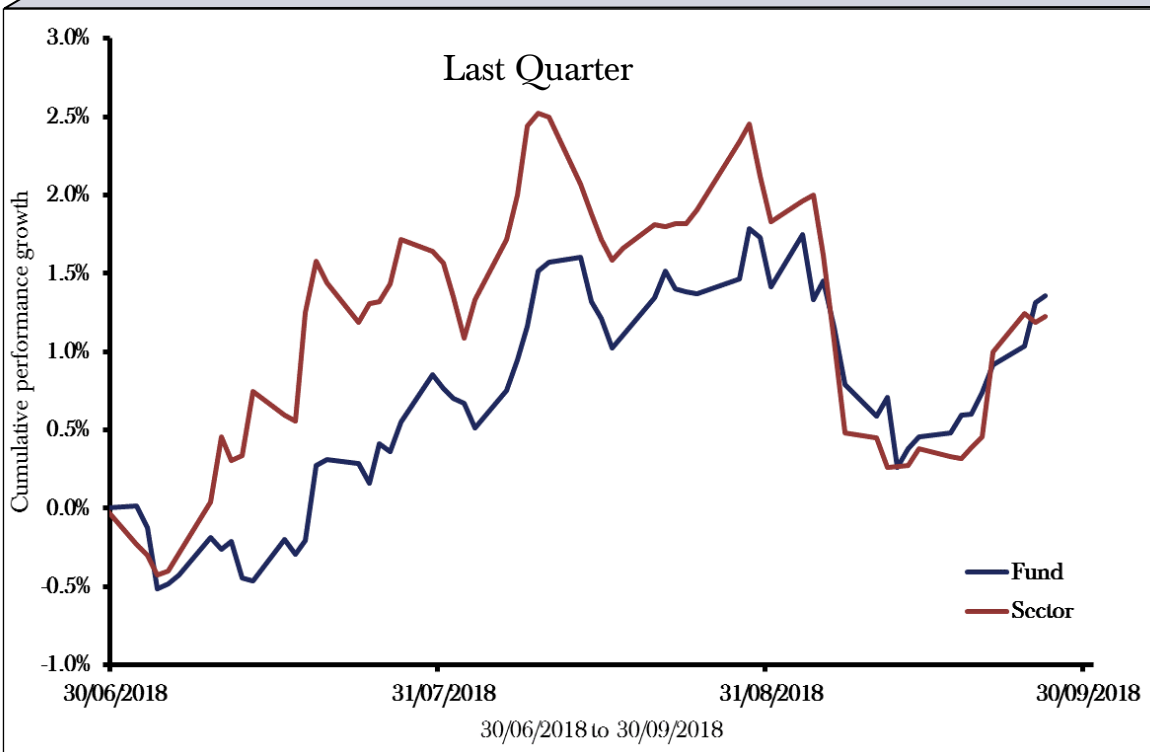
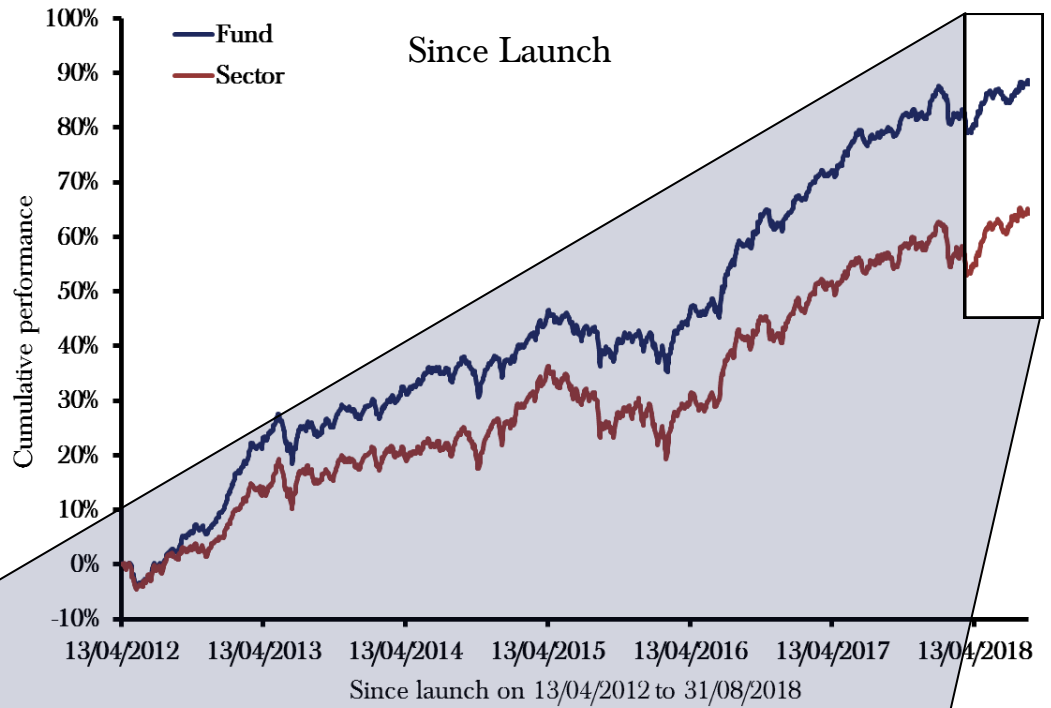
The third quarter of the year saw the continuation of a testing period for the performance of emerging market equities that had transpired towards the end of the previous quarter. Investor sentiment towards emerging markets continued to be weak, as strength in the US dollar led many in the investment industry to question the ability of countries with high levels of dollar denominated debt to repay that debt. This is a particularly prescient issue for those countries that have a severe mismatch between the currency their debt is denominated in and the currency they earn the majority of their revenues in, particularly Argentina and Turkey. Despite relatively idiosyncratic negative news flow from some emerging market economies, concerns about the risk of contagion grew which negatively impacted the performance of broader emerging markets.

Continued strength in the US dollar also impacted the price of gold, which fell over 5% during the quarter. In addition, news of the winding up of one of the largest gold mining stock ETFs and very large short interest across gold mining company shares weighed heavily on the share price performance of these companies. Political risk continued to weigh on the UK market as we move ever closer to Brexit. This led to poor performance from UK smaller companies, which tend to have high exposure to the UK domestic economy.

Other asset classes fared better, notably US equities, which continued to perform well, setting a new record in August by recording its longest period in history without a fall in excess of 20%. Strong performance during the quarter was aided by the performance of a number of the leading technology companies shares. Although the US equity market has continued to perform well, it was a more challenging quarter for bond holders. The Federal Reserve continued to raise interest rates amid growing signs of rising inflationary pressures in the US, with one of the results being the 10 year US Treasury yield rising to over 3%, a perceived psychologically important level.

Indices: US Equities - S&P 500, Japanese Equities - TSE TOPIX, Hard Currency Emerging Market Debt - ICE BofAML US Emerging Markets External Sovereign, Local Currency Emerging Market Debt - JPM GBI-EM Global Div Composite, UK Small Caps - MSCI United Kingdom Small Cap, Gold - ETFS Physical Gold

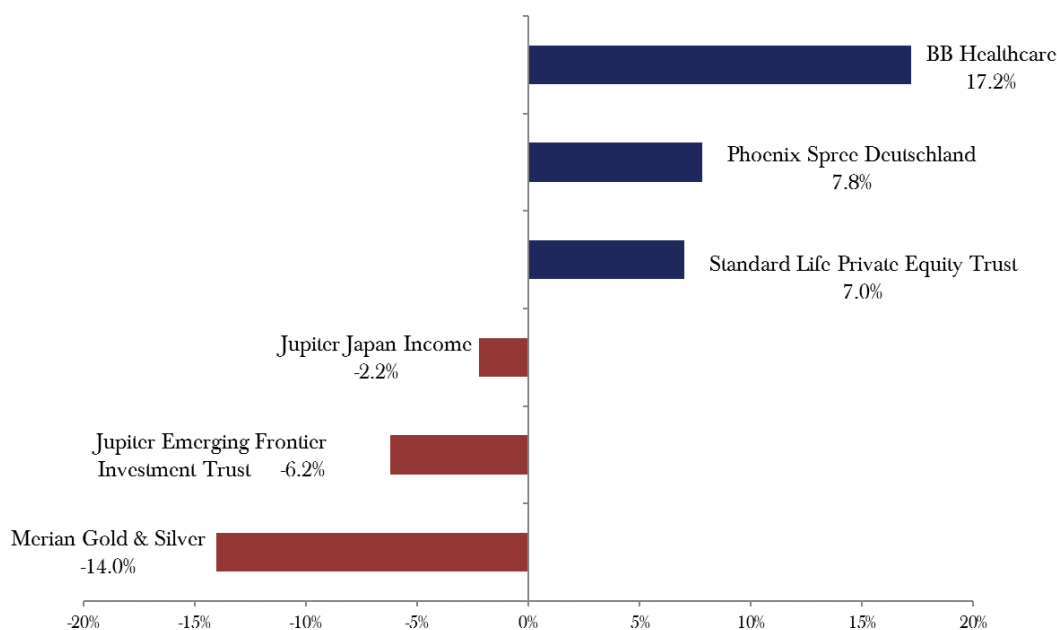
# DISTRIBUTION FUND PERFORMANCE



# DISTRIBUTION FUND PERFORMANCE



## Performance by holding (top three and bottom three)



### Best performers:

- **BB Healthcare** (thematic equity) - a very strong quarter for the trust as sentiment towards healthcare stocks turned positive resulting in a re-rating amid increasing M&A activity.
- **Phoenix Spree Deutschland** (Berlin residential property) - the release of a good set of results saw an increase in the net asset value (NAV) and share price of this trust.
- **Standard Life Private Equity Trust** (private equity) - the strong performance over the quarter was driven by a narrowing in the discount on the trust from a -18% to -11%.

### Worst performers:

- **Jupiter Japan Income** (Japanese equities) - fund performance was hampered by poor news from one of the underlying holdings which cost the fund 2% of performance combined with a weak period for Japanese equities.
- **Jupiter Emerging & Frontier Investment Trust** (emerging market equities) - weakness in emerging and frontier markets following continued dollar strength and idiosyncratic negative news from some regions saw the NAV and share price of the trust fall.
- **Merian Gold & Silver** (gold equities) - a triumvirate of factors combined for a difficult period for gold equities. Weakness in the gold price, a high degree of short interest on gold mining stocks, and the liquidation of one of the worlds largest gold mining passive funds hampered returns.

# DISTRIBUTION FUND PORTFOLIO ACTIVITY



## By holding

### Purchases/Increases:

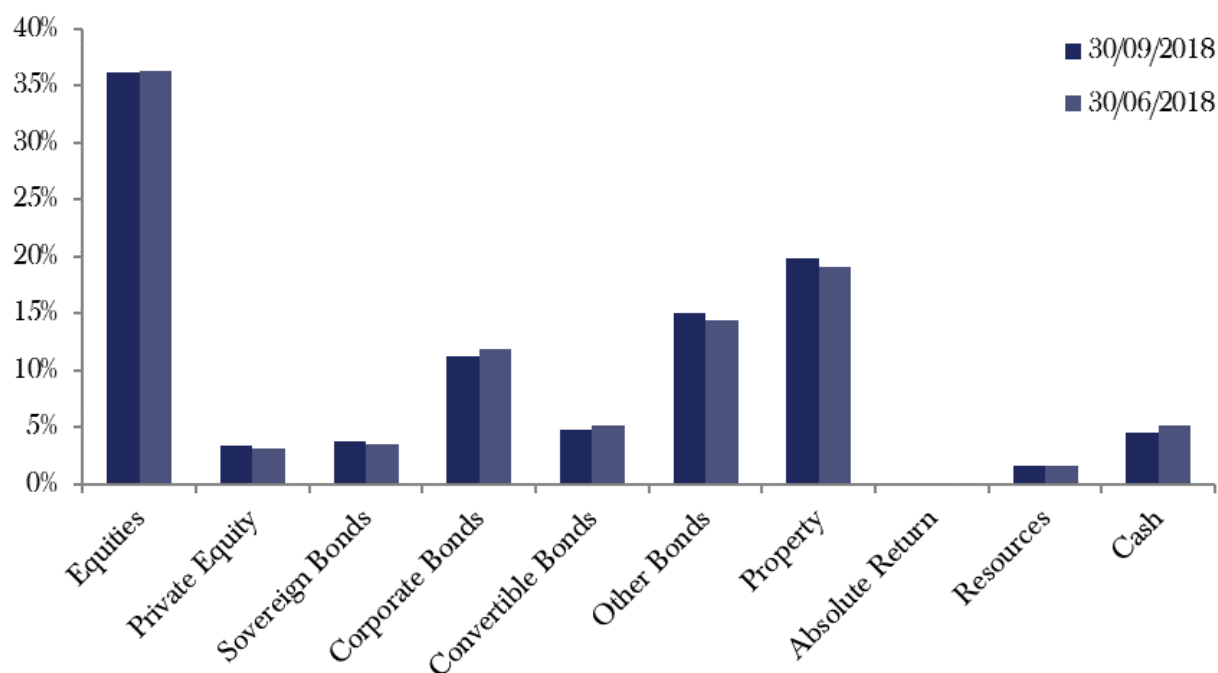
- Ashmore Emerging Markets Total Return
- Chelverton UK Dividend Trust
- GCP Asset Backed Income C Share
- Mobius Investment Trust
- Overstone Global Equity Income
- Schroder Income Maximiser

### Disposals/Reductions:

- BB Healthcare Trust
- Merian Global Equity Income
- Royal London Short Duration Global High Yield Bond
- Schroder European Alpha Income

During the quarter we became increasingly positive on the relative and absolute attractions of the UK equity market compared with global equity markets and with the prospects of 'value' as an investment style relative to 'growth'. We sold our holdings in Schroder European Alpha Income and Merian Global Equity Income and introduced the 'value' oriented Schroder Income Maximiser and Overstone Global Equity Income. Chelverton UK Dividend Trust was introduced at an attractive discount to net asset value, whilst BB Healthcare was trimmed into strength. Weakness in emerging markets provided us with the opportunity to top up one of our favoured emerging market debt funds, topping up Ashmore Emerging Markets Total Return. We reduced our holding in Royal London Short Duration Global High Yield Bond in order to finance taking part in the C Share issue of GCP Asset Backed Income, a trust we have supported since its inception. We introduced Mobius Investment Trust, taking part in its initial public offering in September. The managers are highly active, selecting companies from a very broad universe and distilling their best ideas into a concentrated portfolio. The managers have exceptional track records at larger investment houses, but have endeavoured to create their own business and leave their own legacy behind.

## By asset class



This chart calculates the asset breakdown on a look through basis of the underlying holdings, therefore there may be differences in the breakdown shown here and on the pie chart on page 7.

# DISTRIBUTION FUND PORTFOLIO HOLDINGS



Each fund has been allocated to an asset class for this pie chart, therefore there may be differences in the breakdown shown here and on the asset allocation chart on page 6.

# THE ROMAN GOD JANUS'S LESSONS FOR INVESTORS



The mythical Roman god Janus was depicted with two faces, back-to-back, pointing in opposing directions; an apposite picture for the god of beginnings, transition and endings. Janus had qualities which should have made him a good investor. After all, he had an inherent advantage over us lesser mortals who struggle to keep the right balance of keeping in mind past precedent when considering the outlook for investments. All too often investors spend too much time looking behind them, failing to spot how things are changing. By contrast, other investors place undue confidence in their forecasts as they look ahead, and thereby make mistakes that could have been avoided by considering the past. So, it is worth keeping Janus in mind, particularly when conditions for investors are difficult with most assets expensively valued and the outlook is cloudy. Here are three observations that we keep in mind to help us keep that Janus-like balance in managing the Hawksmoor Funds.

## **Don't place undue confidence in the forecasts of experts**

Investors hate uncertainty. The ideal way of dealing with uncertainty is to remove it, and when this can't be done investors will frequently delude themselves by relying on the forecasts of those they think are qualified to know things about the future they don't know themselves. However, no one knows how economies and financial markets will perform. Economists are well-placed to explain why their forecasts were wrong, but their outlooks should not be relied on in making investment decisions. The record of the Governor of the Bank of England, Mark Carney, illustrates the foolhardiness of relying on experts. Carney's record of predicting the course of economic trends such as employment, inflation and growth, and their interaction and effect on interest rates has been so woeful that it has caused him to be nicknamed "the unreliable boyfriend" (in the words of the Member of Parliament, Pat McFadden). In the light of this, we treat all forecasts with scepticism, however well-qualified the forecaster. Instead we try and make investments looking back at established trends that can be projected to prevail through the ups and downs of the economic cycle. We've profited from this strategy for our Funds on numerous occasions, and continue to hold investments in areas like healthcare, insurance and specialist property markets that are supported by non-cyclical drivers for growth such as demographic trends and an increasingly populous middle class in emerging markets. These factors should enable our investments to prosper regardless of whether optimism or pessimism is justified about issues such as Brexit, trade wars or the short to medium term prospects for the world economy. Like Janus, it is worth looking back to consider the fallibility of forecasting the future when making investments, but also projecting forward secular trends that most underestimate or overlook.

## **Investing should make you feel uncomfortable**

Solomon the king of ancient Israel, was someone who knew a thing or two about accumulating wealth. He is generally thought to be the author of Ecclesiastes, a Biblical book of timeless wisdom that includes advice all investors should heed. One of Solomon's particularly helpful insights for investors is "*Those who wait for perfect weather will never plant seeds; those who look at every cloud will never harvest crops.*" (Chapter 11 verse 4.) We have frequently born this in mind when making investments, especially when investing requires fortitude. Don't try and pinpoint the perfect time to buy an investment if your work leads you to conclude it is attractively valued compared with its past valuation and its future prospects. Some of our best investments



were made during the Eurozone Crisis of 2011 and in the aftermath of the result of the referendum in 2016 over the UK's membership of the European Union when it was possible to buy high quality assets at depressed valuations. In applying Solomon's advice more broadly, we believe investors must embrace a fair measure of risk in order to generate acceptable returns. With cash rates likely to remain below the rate of inflation for a long time it is necessary to accept either a steady erosion in the real value of your investment while avoiding the risk of losses to capital, or to take considered risks to capital to earn acceptable returns. Investors hoping to generate decent returns without taking risk are like those wanting to swim without getting wet! It can't be done. Successful investment involves accepting some degree of discomfort. When faced with a worrying outlook it's necessary to balance unavoidable risks with the encouragement that can be taken from looking back to how sensibly valued assets have performed over long periods in the past. Weighing up the attractiveness of investments relative to their history, and assessing that in the light of their outlook are at the heart of our investment process.

**Investors worth backing are those doing their utmost to ensure future success rather than simply following those with the best track records**

Judging investment success is childishly simple but extremely hard. Simplistically, it is easy to look at an investor's results, and to see how they have performed in the past compared to others. This can be a guide to the future, but it is not necessarily so. It is also necessary, but far harder, to assess an investor's future success. This is something we apply to the funds that populate our portfolios, but appreciate also, that is how you, the reader, should be judging us! Indeed, while we take pride in the awards our Funds have achieved, we believe a better way to assess Hawksmoor Fund Managers' credentials is considering our Funds' current portfolios. Will they deliver for you in the future? The Scottish writer, Robert Louis Stevenson, probably knowingly sought to expand on the sense of King Solomon's words in Ecclesiastes when he wrote "Don't judge each day by the harvest you reap, but by the seeds that you plant." (from Stevenson's play Admiral Guinea). This perfectly describes the mindset of the talented investors we seek to back in our Funds. Sometimes a fund's past performance looks as impressive as a bumper harvest, but we go on to discover that its current portfolio looks arid and barren. By contrast, sometimes unpromising funds judged on past performance, have portfolios we assess are set to yield a bumper harvest. So, we are constantly seeking to ensure our portfolios are like a well-tended allotment! We are doing our best to have an on-going harvest by constantly looking to ensure we have the seeds planted to yield crops in times ahead. Like Janus, we remain looking backwards and forwards, conscious of the importance of past results, but acutely aware of managing our Funds to deliver good results in the future.

*Richard Scott*  
*Senior Fund Manager*

---

## CONTACT INFORMATION

---

For further information on any of our Funds or Services, or to arrange a meeting with a Fund Manager, please contact us on the details below:

**Business Development Team**

**Email:** [bdteam@hawksmoorim.co.uk](mailto:bdteam@hawksmoorim.co.uk)

**Phone:** 01392 410180

**Website:** [www.hawksmoorfm.co.uk](http://www.hawksmoorfm.co.uk)

*Please note, all telephone calls will be recorded.*

**Address:**

17 Dix's Field

Exeter

EX1 1QA

---

## RISK WARNINGS AND OTHER INFORMATION

---

This document is issued by Hawksmoor Fund Managers which is a trading name of Hawksmoor Investment Management ("Hawksmoor"), the investment manager of the MI Hawksmoor Distribution Fund ("Fund"). Hawksmoor is authorised and regulated by the Financial Conduct Authority. Hawksmoor's registered office is 2nd Floor Stratus House, Emperor Way, Exeter Business Park, Exeter, Devon EX1 3QS and company number is 6307442. The Fund's Authorised Corporate Director, Maitland Institutional Services Ltd ("Maitland") is also authorised and regulated by the Financial Conduct Authority. This document does not constitute an offer or invitation to any person, nor should its content be interpreted as investment or tax advice for which you should consult your financial adviser and/or accountant. The information and opinions it contains have been compiled or arrived at from sources believed to be reliable at the time and are given in good faith, but no representation is made as to their accuracy, completeness or correctness. Hawksmoor, its directors, officers, employees and their associates may have a holding in the Fund. Any opinion expressed in this document, whether in general or both on the performance of individual securities and in a wider economic context, represents the views of Hawksmoor at the time of preparation. They are subject to change. Past performance is not a guide to future performance. The value of an investment and any income from it can fall as well as rise as a result of market and currency fluctuations. You may not get back the amount you originally invested. Please read the Prospectus and the Key Investor Information Document ("KIID") before making an investment. All information is at 30/09/2018 for the C Acc share class unless otherwise stated. HA2903