

DEFENSIVE MODEL PORTFOLIO

30th June 2018



OBJECTIVE

This portfolio is designed for investors who are only prepared to accept very limited risk to capital from investing in financial markets and are therefore more willing to accept a lower return. The portfolio will be actively managed and diversified across global financial markets, however in order to reduce the risk of capital losses, an emphasis will be placed on fixed interest holdings and certain other defensive assets. An important way risk will be limited in the portfolio will be to have a maximum exposure to equities of 35% and minimum allocation to fixed income and cash of 45%. The portfolio is mainly invested in funds managed by highly regarded specialist managers who are experts in a particular field.

The portfolio's returns will be shown relative to the IA Mixed Investment 0-35% Shares Sector, however it is important to note that the Sector consists of funds with greater investment flexibility and have structurally different asset allocation guidelines.

PERFORMANCE

	Cumulative performance % growth to last month end						Weekly Annualised Volatility since launch
	Annualised since launch 31/01/2012	Since launch 31/01/2012	5 years	3 years	1 year	3 months	
Hawksmoor Defensive Portfolio	3.7	26.3	18.2	10.2	0.3	0.4	2.4
IA Mixed Investment 0-35% Shares Sector	4.2	29.9	22.0	12.6	1.3	1.7	3.4



RISK RANGE

↓ Current Hawksmoor Risk Score 2.8



On a scale of 1-10, with 1 being low risk and 10 being high risk, Hawksmoor would anticipate the collection of funds within the portfolio to expose an investor to a level of risk in the range of 2-3.

PORTFOLIO SUMMARY

There were no changes made to the portfolio during June.

The best performing fund was F&C Property Growth & Income (+0.4%) and the worst performing fund was Old Mutual Gold & Silver (-4.9%).

ASSET EXPOSURE RANGES

↓ Current exposure to equities 18%



The portfolio will have a maximum exposure to Equities of 35%.

↓ Current exposure to fixed income and cash 47%



The portfolio will have a minimum exposure to Fixed Income and Cash of 45%.

RATINGS/AWARDS

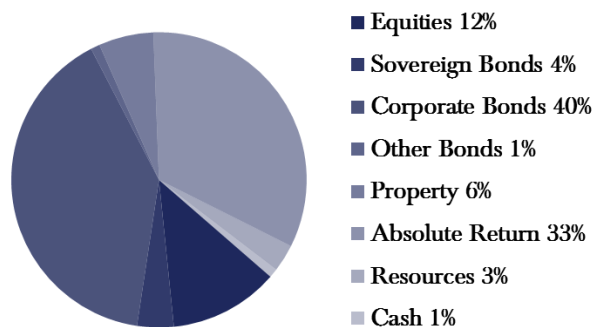


The performance shown is since launch on one of the platforms on which the portfolio was first available and there may be small variations in the asset allocation and past performance of the portfolio between platforms. Performance figures and charts sourced from Financial Express Analytics (total return, bid to bid, excluding fund rebates and excluding fees applied by the platform and adviser, but including Hawksmoor's fees without the VAT). These figures refer to the past and past performance is not a reliable indicator of future results.

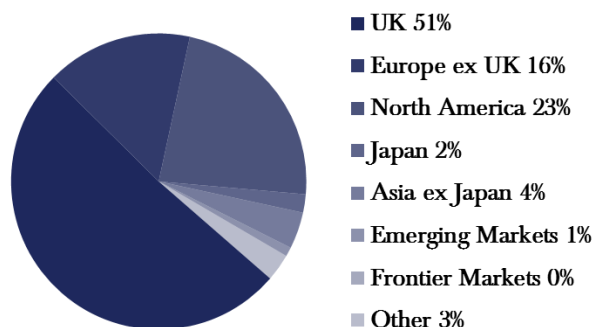
PORTFOLIO BREAKDOWN

Equities	9.5%
Global	7.0%
NB Global Equity Index Putwrite	7.0%
Thematic	2.5%
Old Mutual Gold & Silver	2.5%
Fixed Income	47.0%
Corporate	33.5%
M&G Short Dated Corporate Bond	15.0%
M&G UK Inflation Linked Corporate Bond	10.0%
Schroder Strategic Credit	8.5%
High Yield	7.5%
Royal London Short Duration Global High Yield Bond	7.5%
Overseas	6.0%
M&G Global Macro Bond	6.0%
Alternatives	43.5%
Absolute Return	37.5%
BlackRock Absolute Return Bond	8.5%
Janus Henderson UK Absolute Return	9.5%
Jupiter Absolute Return	10.0%
Old Mutual Global Equity Absolute Return	9.5%
Property	6.0%
F&C Property Growth & Income	6.0%
Total	100%

Asset Breakdown



Geographic Breakdown



The pie chart breakdowns are calculated on a look through basis of the underlying holdings so there may be differences between the table and pie charts.

OTHER INFORMATION

Historic Yield:	1.6%
Hawksmoor Annual Management Charge:	0.3% +VAT
Ongoing Charge of underlying funds:	0.7%
Portfolio Managers:	Ben Conway, Daniel Lockyer & Richard Scott
Platform Availability:	Ascentric, Aviva, Novia, Standard Life & Transact

CONTACT DETAILS

Business Development Team: Robin O'Grady, Paul Jordan, Lee Bailey & Jill Gill

Phone: 01392 410180
Please note, all telephone calls will be recorded.

Email: bdteam@hawksmoorim.co.uk

Address: 17 Dix's Field, Exeter, EX1 1QA

Website: www.hawksmoorfm.co.uk

RISK WARNINGS AND OTHER INFORMATION

This financial promotion is issued by Hawksmoor Fund Managers which is a trading name of Hawksmoor Investment Management Limited ("Hawksmoor") which is authorised and regulated by the Financial Conduct Authority. Hawksmoor's registered office is 2nd Floor Stratus House, Emperor Way, Exeter Business Park, Exeter, Devon EX1 3QS. Company Number: 6307442. This document does not constitute an offer or invitation to any person, nor should its content be interpreted as investment or tax advice for which you should consult your financial adviser and/or accountant. The information and opinions it contains have been compiled or arrived at from sources believed to be reliable at the time and are given in good faith, but no representation is made as to their accuracy, completeness or correctness. Any opinion expressed in this document, whether in general or both on the performance of individual securities and in a wider economic context, represents the views of Hawksmoor at the time of preparation. They are subject to change. Past performance is not a guide to future performance. The value of an investment and any income from it can fall as well as rise as a result of market and currency fluctuations. You may not get back the amount you originally invested. All information is at 30/06/2018 unless otherwise stated. HA2488.

CAUTIOUS MODEL PORTFOLIO

30th June 2018



OBJECTIVE

This portfolio is designed for investors prepared to accept some risk from investing in financial markets, but who are content to target more modest returns in exchange for a lower risk approach. The portfolio provides an actively managed and diversified spread of investments giving access to opportunities across global financial markets. However, while being actively managed in its asset allocation, the portfolio will have a minimum allocation to equities of 20% and a maximum of 50%, together with a minimum allocation to fixed income and cash of 30%. The portfolio is mainly invested in funds managed by highly regarded specialist managers who are experts in a particular field. These funds combine together to provide broad exposure to global markets together with a focus on areas chosen for their potential either to enhance the returns achieved from the portfolio or to lower its overall level of risk.

The portfolio's returns will be shown relative to the IA Mixed Investment 20-60% Shares Sector, however it is important to note that the Sector consists of funds with greater investment flexibility and have structurally different asset allocation guidelines.

RISK RANGE

↓ Current Hawksmoor Risk Score 3.7



On a scale of 1-10, with 1 being low risk and 10 being high risk, Hawksmoor would anticipate the collection of funds within the portfolio to expose an investor to a level of risk in the range of 3-4.

ASSET EXPOSURE RANGES

↓ Current exposure to equities 39%



The portfolio will have exposure to Equities between 20 and 50%.

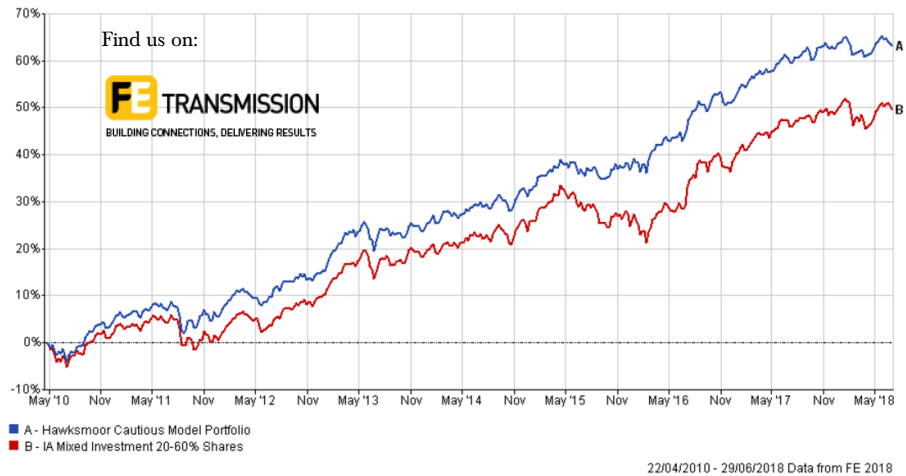
↓ Current exposure to fixed income and cash 33%



The portfolio will have a minimum exposure to Fixed Income and Cash of 30%.

PERFORMANCE

	Cumulative performance % growth to last month end						Weekly Annualised Volatility since launch
	Annualised since launch 22/04/2010	Since launch 22/04/2010	5 years	3 years	1 year	3 months	
Hawksmoor Cautious Portfolio	6.2	63.4	35.0	20.4	2.5	1.5	4.8
IA Mixed Investment 20-60% Shares Sector	5.1	49.9	30.9	16.7	2.4	2.8	5.4



PORTFOLIO SUMMARY

There were no changes made to the portfolio during June.

The best performing fund was F&C Property Growth & Income (+0.4%) and the worst performing fund was Old Mutual Gold & Silver (-4.9%).

RATINGS/AWARDS

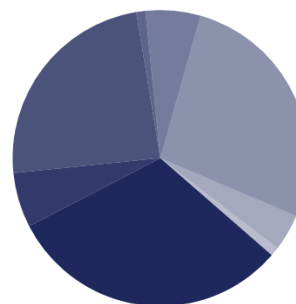


The performance shown is since launch on one of the platforms on which the portfolio was first available and there may be small variations in the asset allocation and past performance of the portfolio between platforms. Performance figures and charts sourced from Financial Express Analytics (total return, bid to bid, excluding fund rebates and excluding fees applied by the platform and adviser, but including Hawksmoor's fees without the VAT). These figures refer to the past and past performance is not a reliable indicator of future results.

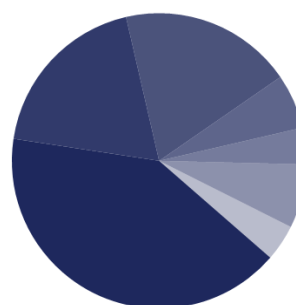
PORTFOLIO BREAKDOWN

Equities	30.5%
UK	8.5%
Man GLG Undervalued Assets	8.5%
Europe	5.0%
Artemis European Opportunities	5.0%
Japan	4.0%
Jupiter Japan Income	4.0%
Emerging Markets	2.5%
Janus Henderson Emerging Markets Opportunities	2.5%
Global	7.0%
NB Global Equity Index PutWrite	7.0%
Thematic	3.5%
Old Mutual Gold & Silver	3.5%
Fixed Income	32.0%
Corporate	16.0%
M&G UK Inflation Linked Corporate Bond	8.0%
Schroder Strategic Credit	8.0%
High Yield	7.5%
Royal London Short Duration Global High Yield Bond	7.5%
Overseas	8.5%
M&G Emerging Markets Bond	3.5%
M&G Global Macro Bond	5.0%
Alternatives	37.5%
Absolute Return	31.5%
BlackRock Absolute Return Bond	5.0%
Janus Henderson UK Absolute Return	9.5%
Jupiter Absolute Return	9.5%
Old Mutual Global Equity Absolute Return	7.5%
Property	6.0%
F&C Property Growth & Income	6.0%
Total	100%

Asset Breakdown



Geographic Breakdown



The pie chart breakdowns are calculated on a look through basis of the underlying holdings so there may be differences between the table and pie charts.

OTHER INFORMATION

Current Historic Yield:	1.8%
Hawksmoor Annual Management Charge:	0.3% +VAT
Ongoing Charge of underlying funds:	0.8%
Portfolio Managers:	Ben Conway, Daniel Lockyer & Richard Scott
Platform Availability:	Ascentric, Aviva, Novia, Standard Life & Transact

CONTACT DETAILS

Business Development Team: Robin O'Grady, Paul Jordan, Lee Bailey & Jill Gill

Phone: 01392 410180
Please note, all telephone calls will be recorded.

Email: bdteam@hawksmoorim.co.uk

Address: 17 Dix's Field, Exeter, EX1 1QA

Website: www.hawksmoorfm.co.uk

RISK WARNINGS AND OTHER INFORMATION

This financial promotion is issued by Hawksmoor Fund Managers which is a trading name of Hawksmoor Investment Management Limited ("Hawksmoor") which is authorised and regulated by the Financial Conduct Authority. Hawksmoor's registered office is 2nd Floor Stratus House, Emperor Way, Exeter Business Park, Exeter, Devon EX1 3QS. Company Number: 6307442. This document does not constitute an offer or invitation to any person, nor should its content be interpreted as investment or tax advice for which you should consult your financial adviser and/or accountant. The information and opinions it contains have been compiled or arrived at from sources believed to be reliable at the time and are given in good faith, but no representation is made as to their accuracy, completeness or correctness. Any opinion expressed in this document, whether in general or both on the performance of individual securities and in a wider economic context, represents the views of Hawksmoor at the time of preparation. They are subject to change. Past performance is not a guide to future performance. The value of an investment and any income from it can fall as well as rise as a result of market and currency fluctuations. You may not get back the amount you originally invested. All information is at 30/06/2018 unless otherwise stated. HA2491.

BALANCED MODEL PORTFOLIO

30th June 2018



OBJECTIVE

This portfolio is designed for investors with a moderate risk profile seeking reasonable rates of total return over the long term, some of which will come by way of income. The portfolio provides an actively managed and diversified spread of investments giving access to opportunities across global financial markets. However, while being actively managed in its asset allocation, the portfolio will have a minimum allocation to equities of between 40% and a maximum of 70%, together with a minimum allocation to fixed income and cash of 20%. The portfolio is mainly invested in funds managed by highly regarded specialist managers who are experts in a particular field. These funds combine together to provide broad exposure to global markets together with a focus on areas chosen for their potential to enhance the returns achieved from the portfolio.

The portfolio's returns will be shown relative to the IA Mixed Investment 40-85% Shares Sector, however it is important to note that the Sector consists of funds with greater investment flexibility and have structurally different asset allocation guidelines.

RISK RANGE

Current Hawksmoor Risk Score 4.7



On a scale of 1-10, with 1 being low risk and 10 being high risk, Hawksmoor would anticipate the collection of funds within the portfolio to expose an investor to a level of risk in the range of 4-6.

ASSET EXPOSURE RANGES

Current exposure to equities 63%



The portfolio will have exposure to Equities between 40 and 70%.

Current exposure to fixed income and cash 22%



The portfolio will have a minimum exposure to Fixed Income and Cash of 20%.

PERFORMANCE

	Cumulative performance % growth to last month end						Weekly Annualised Volatility since launch
	Annualised since launch 22/04/2010	Since launch 22/04/2010	5 years	3 years	1 year	3 months	
Hawksmoor Balanced Portfolio	7.2	76.1	43.3	28.9	5.7	3.5	7.9
IA Mixed Investment 40-85% Shares Sector	6.6	69.2	43.4	24.1	4.9	4.9	8.3



PORTFOLIO SUMMARY

There were no changes made to the portfolio during June.

The best performing fund was Old Mutual UK Smaller Companies (+1.1%) and the worst performing fund was Old Mutual Gold & Silver(-4.9%).

RATINGS/AWARDS

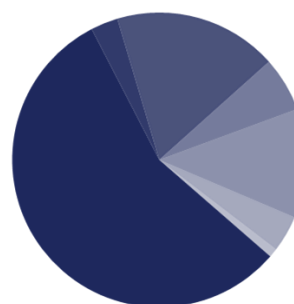


The performance shown is since launch on one of the platforms on which the portfolio was first available and there may be small variations in the asset allocation and past performance of the portfolio between platforms. Performance figures and charts sourced from Financial Express Analytics (total return, bid to bid, excluding fund rebates and excluding fees applied by the platform and adviser, but including Hawksmoor's fees without the VAT). These figures refer to the past and past performance is not a reliable indicator of future results.

PORTFOLIO BREAKDOWN

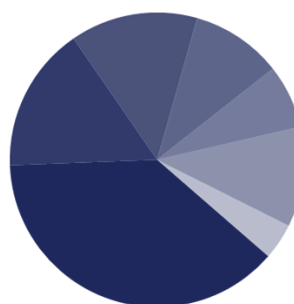
Equities	57.0%
UK	16.5%
JO Hambro UK Dynamic	6.5%
Man GLG Undervalued Assets	7.0%
Old Mutual UK Smaller Companies	3.0%
Europe	5.0%
Artemis European Opportunities	5.0%
Japan	8.0%
Baillie Gifford Japanese Income Growth	4.0%
Jupiter Japan Income	4.0%
Asia Pacific ex-Japan	5.0%
Schroder Asian Alpha Plus	5.0%
Emerging Markets	3.5%
Janus Henderson Emerging Markets Opportunities	3.5%
Global	15.0%
Artemis Global Select	9.0%
NB Global Equity Index PutWrite	6.0%
Thematic	4.0%
Old Mutual Gold & Silver	4.0%
Fixed Income	21.0%
Corporate	8.0%
Schroder Strategic Credit	8.0%
High Yield	7.5%
Royal London Short Duration Global High Yield Bond	7.5%
Overseas	5.5%
M&G Emerging Markets Bond	5.5%
Alternatives	22.0%
Absolute Return	16.0%
Janus Henderson UK Absolute Return	8.0%
Jupiter Absolute Return	8.0%
Property	6.0%
F&C Property Growth & Income	6.0%
Total	100%

Asset Breakdown



- Equities 56%
- Sovereign Bonds 3%
- Corporate Bonds 18%
- Other Bonds 0%
- Property 6%
- Absolute Return 12%
- Resources 4%
- Cash 1%

Geographic Breakdown



- UK 38%
- Europe ex UK 16%
- North America 14%
- Japan 10%
- Asia ex Japan 7%
- Emerging Markets 11%
- Frontier Markets 0%
- Other 4%

The pie chart breakdowns are calculated on a look through basis of the underlying holdings so there may be differences between the table and pie charts.

OTHER INFORMATION

Current Historic Yield:	2.1%
Hawksmoor Annual Management Charge:	0.3% +VAT
Ongoing Charge of underlying funds:	0.9%
Portfolio Managers:	Ben Conway, Daniel Lockyer & Richard Scott
Platform Availability:	Ascentric, Aviva, Novia, Standard Life & Transact

CONTACT DETAILS

Business Development Team: Robin O'Grady, Paul Jordan, Lee Bailey & Jill Gill

Phone: 01392 410180

Please note, all telephone calls will be recorded.

Email: bdteam@hawksmoorim.co.uk

Address: 17 Dix's Field, Exeter, EX1 1QA

Website: www.hawksmoorfm.co.uk

RISK WARNINGS AND OTHER INFORMATION

This financial promotion is issued by Hawksmoor Fund Managers which is a trading name of Hawksmoor Investment Management Limited ("Hawksmoor") which is authorised and regulated by the Financial Conduct Authority. Hawksmoor's registered office is 2nd Floor Stratus House, Emperor Way, Exeter Business Park, Exeter, Devon EX1 3QS. Company Number: 6307442. This document does not constitute an offer or invitation to any person, nor should its content be interpreted as investment or tax advice for which you should consult your financial adviser and/or accountant. The information and opinions it contains have been compiled or arrived at from sources believed to be reliable at the time and are given in good faith, but no representation is made as to their accuracy, completeness or correctness. Any opinion expressed in this document, whether in general or both on the performance of individual securities and in a wider economic context, represents the views of Hawksmoor at the time of preparation. They are subject to change. Past performance is not a guide to future performance. The value of an investment and any income from it can fall as well as rise as a result of market and currency fluctuations. You may not get back the amount you originally invested. All information is at 30/06/2018 unless otherwise stated. HA2493.

GROWTH MODEL PORTFOLIO

30th June 2018



OBJECTIVE

This portfolio is designed for investors who are prepared to accept an above average level of risk in seeking a high rate of total return over the long term. The portfolio provides an actively managed and diversified spread of investments giving access to opportunities chosen from across global financial markets. However, while being actively managed in its asset allocation, the portfolio will have a minimum allocation to equities of 60% and a maximum of 90%. The portfolio is mainly invested in funds managed by highly regarded specialist managers who are experts in a particular field. These funds are selected so that in combination they provide broad exposure to global markets together with a focus on areas chosen for their potential to achieve strong returns.

The portfolio's returns will be shown relative to the IA Flexible Investment Sector, however it is important to note that the Sector consists of funds with greater investment flexibility and have structurally different asset allocation guidelines.

RISK RANGE

Current Hawksmoor
Risk Score 6.1



On a scale of 1-10, with 1 being low risk and 10 being high risk, Hawksmoor would anticipate the collection of funds within the portfolio to expose an investor to a level of risk in the range of 6-7.

ASSET EXPOSURE RANGES

Current exposure to equities 87%



The portfolio will have exposure to Equities between 60 and 90%.

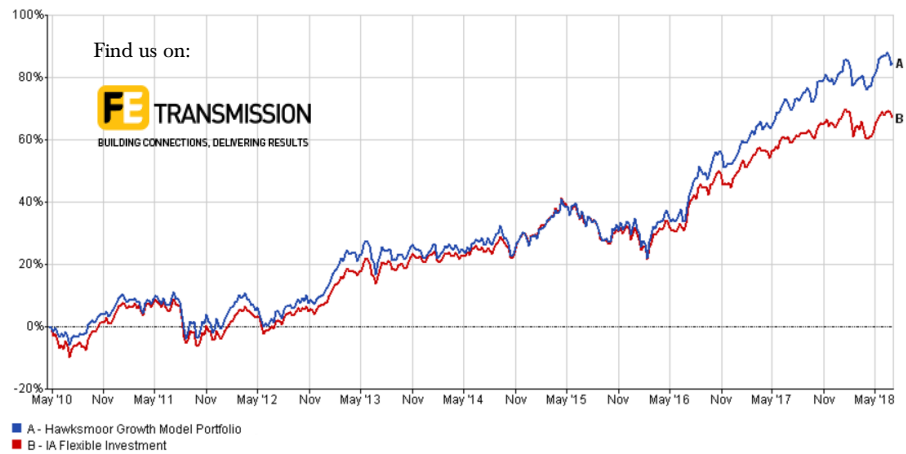
Current exposure to fixed income and cash 6%



The portfolio has no minimum exposure to Fixed Income and Cash.

PERFORMANCE

	Cumulative performance % growth to last month end						Weekly Annualised Volatility since launch
	Annualised since launch 22/04/2010	Since launch 22/04/2010	5 years	3 years	1 year	3 months	
Hawksmoor Growth Portfolio	7.8	84.7	53.8	38.0	9.0	5.0	10.4
IA Flexible Investment Sector	6.5	67.3	44.7	25.4	5.0	4.4	9.0



22/04/2010 - 29/06/2018 Data from FE 2018

PORTFOLIO SUMMARY

There were no changes made to the portfolio during June, though we did instruct a rebalance of the Model.

The best performing fund was Standard Life Global Smaller Companies (+1.4%) and the worst performing fund was Old Mutual Gold & Silver (-4.9%).

RATINGS/AWARDS

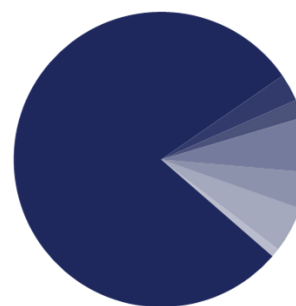


The performance shown is since launch on one of the platforms on which the portfolio was first available and there may be small variations in the asset allocation and past performance of the portfolio between platforms. Performance figures and charts sourced from Financial Express Analytics (total return, bid to bid, excluding fund rebates and excluding fees applied by the platform and adviser, but including Hawksmoor's fees without the VAT). These figures refer to the past and past performance is not a reliable indicator of future results.

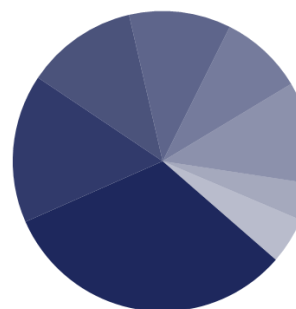
PORTFOLIO BREAKDOWN

Equities	80.0%
UK	16.0%
JO Hambro UK Dynamic	5.0%
Man GLG Undervalued Assets	7.0%
Old Mutual UK Smaller Companies	4.0%
Europe	7.5%
JPMorgan Europe Dynamic Ex UK	7.5%
US	5.5%
Artemis US Extended Alpha	5.5%
Japan	10.5%
Baillie Gifford Japanese Income Growth	5.5%
Jupiter Japan Income	5.0%
Asia Pacific ex-Japan	7.5%
Schroder Asian Alpha Plus	7.5%
Emerging Markets	10.0%
Janus Henderson Emerging Market Opportunities	6.0%
Schroder Frontier Markets Equity	4.0%
Global	18.0%
Baillie Gifford Global Discovery	6.0%
Schroder Global Recovery	8.0%
Standard Life Global Smaller Companies	4.0%
Thematic	5.0%
Old Mutual Gold & Silver	5.0%
Fixed Income	5.0%
Overseas	5.0%
M&G Emerging Markets Bond	5.0%
Alternatives	15.0%
Absolute Return	9.0%
Janus Henderson UK Absolute Return	9.0%
Property	6.0%
F&C Property Growth & Income	6.0%
Total	100%

Asset Breakdown



Geographic Breakdown



The pie chart breakdowns are calculated on a look through basis of the underlying holdings so there may be differences between the table and pie charts.

OTHER INFORMATION

Current Historic Yield:	1.5%
Hawksmoor Annual Management Charge:	0.3% +VAT
Ongoing Charge of underlying funds:	0.9%
Portfolio Managers:	Ben Conway, Daniel Lockyer & Richard Scott
Platform Availability:	Ascentric, Aviva, Novia, Standard Life & Transact

CONTACT DETAILS

Business Development Team: Robin O'Grady, Paul Jordan, Lee Bailey & Jill Gill

Phone: 01392 410180
Please note, all telephone calls will be recorded.

Email: bdteam@hawksmoorim.co.uk

Address: 17 Dix's Field, Exeter, EX1 1QA

Website: www.hawksmoorfm.co.uk

RISK WARNINGS AND OTHER INFORMATION

This financial promotion is issued by Hawksmoor Fund Managers which is a trading name of Hawksmoor Investment Management Limited ("Hawksmoor") which is authorised and regulated by the Financial Conduct Authority. Hawksmoor's registered office is 2nd Floor Stratus House, Emperor Way, Exeter Business Park, Exeter, Devon EX1 3QS. Company Number: 6307442. This document does not constitute an offer or invitation to any person, nor should its content be interpreted as investment or tax advice for which you should consult your financial adviser and/or accountant. The information and opinions it contains have been compiled or arrived at from sources believed to be reliable at the time and are given in good faith, but no representation is made as to their accuracy, completeness or correctness. Any opinion expressed in this document, whether in general or both on the performance of individual securities and in a wider economic context, represents the views of Hawksmoor at the time of preparation. They are subject to change. Past performance is not a guide to future performance. The value of an investment and any income from it can fall as well as rise as a result of market and currency fluctuations. You may not get back the amount you originally invested. All information is at 30/06/2018 unless otherwise stated. HA2494.

AGGRESSIVE MODEL PORTFOLIO

30th June 2018



OBJECTIVE

This portfolio is designed for higher risk investors looking to maximise long term returns on their investment from investing in financial markets and who are able to tolerate frequent and sometimes significant fluctuations in the value of their investment in the short term. The portfolio provides an actively managed and diversified spread of investments giving access to opportunities across global financial markets. This unconstrained portfolio will have a high exposure to equities particularly in overseas markets and specialist asset classes that exhibit the best potential for growth over the long term. The portfolio is mainly invested in funds managed by highly regarded specialist managers who are experts in a particular field.

The portfolio's returns will be shown relative to the IA Flexible Investment Sector, however it is important to note that the Sector consists of funds with greater investment flexibility and have structurally different asset allocation guidelines.

RISK RANGE

Current Hawksmoor Risk Score 6.7



On a scale of 1-10, with 1 being low risk and 10 being high risk, Hawksmoor would anticipate the collection of funds within the portfolio to expose an investor to a level of risk in the range of 7-8.

ASSET EXPOSURE RANGES

Current exposure to equities 91%



The portfolio has no minimum or maximum exposure to Equities.

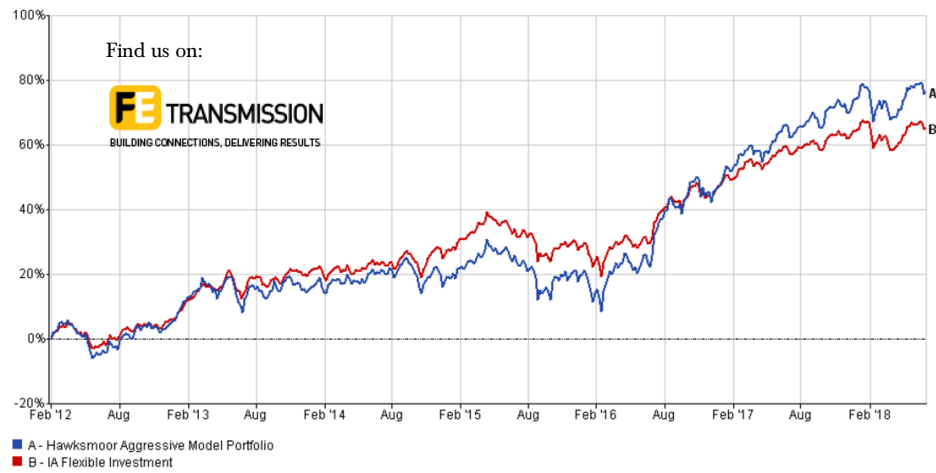
Current exposure to fixed income and cash 7%



The portfolio has no minimum exposure to Fixed Income and Cash.

PERFORMANCE

	Cumulative performance % growth to last month end						Weekly Annualised Volatility since launch
	Annualised since launch 31/01/2012	Since launch 31/01/2012	5 years	3 years	1 year	3 months	
Hawksmoor Aggressive Portfolio	9.3	76.4	58.7	43.7	8.8	4.6	10.8
IA Flexible Investment Sector	8.1	65.2	44.7	25.4	5.0	4.4	7.7



31/01/2012 - 29/06/2018 Data from FE 2018

PORTFOLIO SUMMARY

There were no changes made to the portfolio during June, though we did instruct a rebalance of the Model.

The best performing fund was Standard Life Global Smaller Companies (+1.4%) and the worst performing fund was Old Mutual Gold & Silver (-4.9%).

RATINGS/AWARDS

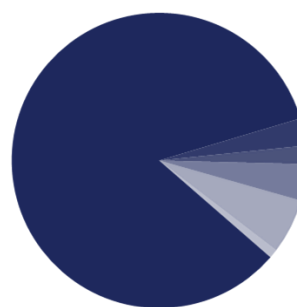


The performance shown is since launch on one of the platforms on which the portfolio was first available and there may be small variations in the asset allocation and past performance of the portfolio between platforms. Performance figures and charts sourced from Financial Express Analytics (total return, bid to bid, excluding fund rebates and excluding fees applied by the platform and adviser, but including Hawksmoor's fees without the VAT). These figures refer to the past and past performance is not a reliable indicator of future results.

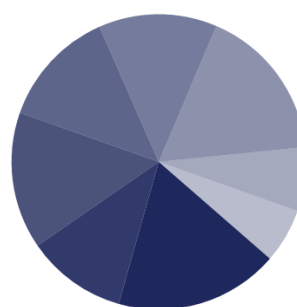
PORTFOLIO BREAKDOWN

Equities	90.5%
UK	11.5%
JO Hambro UK Dynamic	5.0%
Old Mutual UK Smaller Companies	6.5%
Europe	4.0%
JPMorgan Europe Dynamic Ex UK	4.0%
US	7.5%
Artemis US Extended Alpha	7.5%
Japan	13.0%
Baillie Gifford Japanese Income Growth	6.0%
Jupiter Japan Income	7.0%
Asia Pacific ex-Japan	8.0%
Schroder Asian Alpha Plus	8.0%
Emerging Markets	22.0%
Janus Henderson Emerging Markets Opportunities	8.0%
Schroder Frontier Markets Equity	7.0%
Schroder Small Cap Discovery	7.0%
Global	18.5%
Baillie Gifford Global Discovery	6.5%
Schroder Global Recovery	8.0%
Standard Life Global Smaller Companies	4.0%
Thematic	6.0%
Old Mutual Gold & Silver	6.0%
Fixed Income	9.5%
Overseas	5.5%
M&G Emerging Markets Bond	5.5%
Property	4.0%
F&C Property Growth & Income	4.0%
Total	100%

Asset Breakdown



Geographic Breakdown



The pie chart breakdowns are calculated on a look through basis of the underlying holdings so there may be differences between the table and pie charts.

OTHER INFORMATION

Current Historic Yield:	1.4%
Hawksmoor Annual Management Charge:	0.3% +VAT
Ongoing Charge of underlying funds:	0.9%
Portfolio Managers:	Ben Conway, Daniel Lockyer & Richard Scott
Platform Availability:	Ascentric, Aviva, Novia, Standard Life & Transact

CONTACT DETAILS

Business Development Team: Robin O'Grady, Paul Jordan, Lee Bailey & Jill Gill

Phone: 01392 410180

Please note, all telephone calls will be recorded.

Email: bdteam@hawksmoorim.co.uk

Address: 17 Dix's Field, Exeter, EX1 1QA

Website: www.hawksmoorfm.co.uk

RISK WARNINGS AND OTHER INFORMATION

This financial promotion is issued by Hawksmoor Fund Managers which is a trading name of Hawksmoor Investment Management Limited ("Hawksmoor") which is authorised and regulated by the Financial Conduct Authority. Hawksmoor's registered office is 2nd Floor Stratus House, Emperor Way, Exeter Business Park, Exeter, Devon EX1 3QS. Company Number: 6307442. This document does not constitute an offer or invitation to any person, nor should its content be interpreted as investment or tax advice for which you should consult your financial adviser and/or accountant. The information and opinions it contains have been compiled or arrived at from sources believed to be reliable at the time and are given in good faith, but no representation is made as to their accuracy, completeness or correctness. Any opinion expressed in this document, whether in general or both on the performance of individual securities and in a wider economic context, represents the views of Hawksmoor at the time of preparation. They are subject to change. Past performance is not a guide to future performance. The value of an investment and any income from it can fall as well as rise as a result of market and currency fluctuations. You may not get back the amount you originally invested. All information is at 30/06/2018 unless otherwise stated. HA2489.

DISTRIBUTION MODEL PORTFOLIO

30th June 2018



OBJECTIVE

This portfolio is designed for investors whose priority is to achieve an attractive level of income from their investments and are prepared to accept a moderate level of risk in doing so. However, while being actively managed in its asset allocation, the portfolio will have a minimum allocation to equities of 40% and a maximum of 70%, together with a minimum exposure to fixed income and cash of 20%. We aim for the overall yield on the portfolio to be higher than that available from a composite index of financial assets and we believe a diversified approach to asset allocation will enhance the opportunities to produce an attractive income yield, and offer good prospects for capital growth.

The portfolio's returns will be shown relative to the IA Mixed Investment 40-85% Shares Sector, however it is important to note that the Sector consists of funds with greater investment flexibility and have structurally different asset allocation guidelines.

RISK RANGE

Current Hawksmoor Risk Score 4.9



On a scale of 1-10, with 1 being low risk and 10 being high risk, Hawksmoor would anticipate the collection of funds within the portfolio to expose an investor to a level of risk in the range of 3-6.

ASSET EXPOSURE RANGES

Current exposure to equities 63%



The portfolio will have exposure to Equities between 40 and 70%.

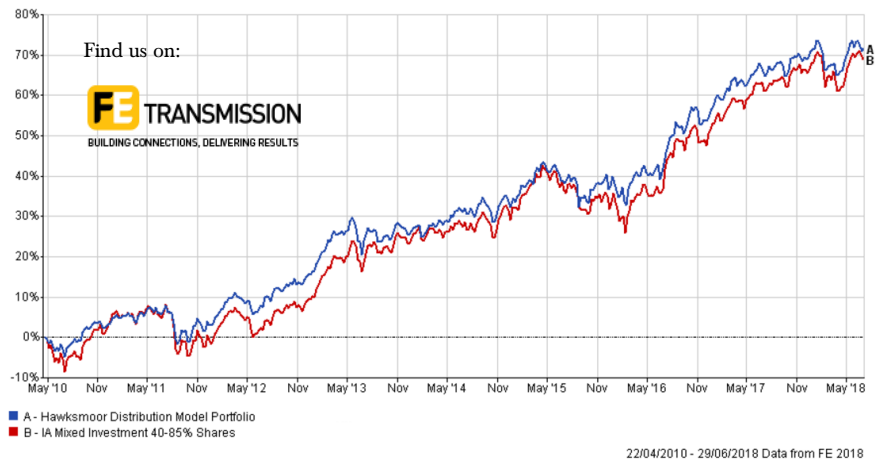
Current exposure to fixed income and cash 33%



The portfolio will have a minimum exposure to Fixed Income and Cash of 20%.

PERFORMANCE

	Cumulative performance % growth to last month end						Weekly Annualised Volatility since launch
	Annualised since launch 22/04/2010	Since launch 22/04/2010	5 years	3 years	1 year	3 months	
Hawksmoor Distribution Portfolio	6.8	71.7	38.8	24.1	4.2	4.1	7.3
IA Mixed Investment 40-85% Shares Sector	6.6	69.2	43.4	24.1	4.9	4.9	8.3



PORTFOLIO SUMMARY

There were no changes made to the portfolio during June.

The best performing fund was Fidelity Global Dividend (+1.0%) and the worst performing fund was Old Mutual Gold & Silver (-4.9%).

RATINGS/AWARDS

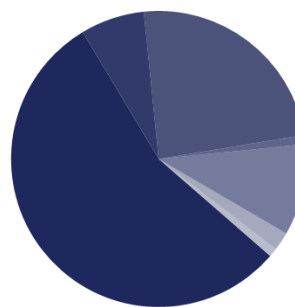


The performance shown is since launch on one of the platforms on which the portfolio was first available and there may be small variations in the asset allocation and past performance of the portfolio between platforms. Performance figures and charts sourced from Financial Express Analytics (total return, bid to bid, excluding fund rebates and excluding fees applied by the platform and adviser, but including Hawksmoor's fees without the VAT). These figures refer to the past and past performance is not a reliable indicator of future results.

PORTFOLIO BREAKDOWN

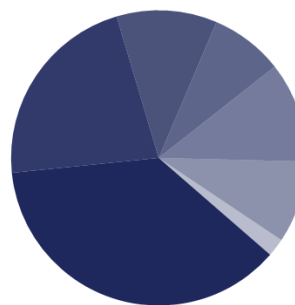
Equities	57.5%
UK	20.0%
BlackRock UK Income	10.0%
Man GLG UK Income	10.0%
Europe	6.0%
Schroder European Alpha Income	6.0%
Japan	7.0%
Baillie Gifford Japanese Income Growth	4.0%
Jupiter Japan Income	3.0%
Asia Pacific ex-Japan	7.0%
Schroder Asian Income Maximiser	7.0%
Global	15.5%
Fidelity Global Dividend	7.5%
Schroder Global Equity Income	8.0%
Thematic	2.0%
Old Mutual Gold & Silver	2.0%
Fixed Income	32.5%
Corporate	10.0%
Schroder Strategic Credit	10.0%
High Yield	8.0%
Royal London Short Duration Global High Yield Bond	8.0%
Strategic	7.5%
Jupiter Strategic Bond	7.5%
Overseas	7.0%
M&G Emerging Markets Bond	7.0%
Alternatives	10.0%
Property	10.0%
F&C Property Growth & Income	10.0%
Total	100%

Asset Breakdown



- Equities 55%
- Sovereign Bonds 7%
- Corporate Bonds 24%
- Other Bonds 1%
- Property 10%
- Absolute Return 0%
- Resources 2%
- Cash 1%

Geographic Breakdown



- UK 37%
- Europe ex UK 22%
- North America 11%
- Japan 8%
- Asia ex Japan 11%
- Emerging Markets 9%
- Frontier Markets 0%
- Other 2%

The pie chart breakdowns are calculated on a look through basis of the underlying holdings so there may be differences between the table and pie charts.

OTHER INFORMATION

Current Historic Yield:	4.2%
Hawksmoor Annual Management Charge:	0.3% +VAT
Ongoing Charge of underlying funds:	0.9%
Portfolio Managers:	Ben Conway, Daniel Lockyer & Richard Scott
Platform Availability:	Ascentric, Aviva, Novia, Standard Life & Transact

CONTACT DETAILS

Business Development Team: Robin O'Grady, Paul Jordan, Lee Bailey & Jill Gill

Phone: 01392 410180

Please note, all telephone calls will be recorded.

Email: bdteam@hawksmoorim.co.uk

Address: 17 Dix's Field, Exeter, EX1 1QA

Website: www.hawksmoorfm.co.uk

RISK WARNINGS AND OTHER INFORMATION

This financial promotion is issued by Hawksmoor Fund Managers which is a trading name of Hawksmoor Investment Management Limited ("Hawksmoor") which is authorised and regulated by the Financial Conduct Authority. Hawksmoor's registered office is 2nd Floor Stratus House, Emperor Way, Exeter Business Park, Exeter, Devon EX1 3QS. Company Number: 6307442. This document does not constitute an offer or invitation to any person, nor should its content be interpreted as investment or tax advice for which you should consult your financial adviser and/or accountant. The information and opinions it contains have been compiled or arrived at from sources believed to be reliable at the time and are given in good faith, but no representation is made as to their accuracy, completeness or correctness. Any opinion expressed in this document, whether in general or both on the performance of individual securities and in a wider economic context, represents the views of Hawksmoor at the time of preparation. They are subject to change. Past performance is not a guide to future performance. The value of an investment and any income from it can fall as well as rise as a result of market and currency fluctuations. You may not get back the amount you originally invested. All information is at 30/06/2018 unless otherwise stated. HA2490.